

That Works for Me!

Tried and True
| Tips from
Works for Me
Wednesday

compiled by
Kristen Welch &
Jennifer De Groot



That Works For Me!

Tried and True Tips from Works for Me Wednesday

Copyright © 2012 by Kristen Welch and Jennifer De Groot

Dedication

This e-book is dedicated to the community of writers
and readers of Works for Me Wednesday.

Foreword

"Housework done incorrectly still blesses your family."

- FlyLady

Women do it all. We work, we create, we manage our families, and we're always looking for tips to help us be efficient and do it all better.

We find community in sharing what works best for us.

The idea behind the Works for Me Wednesday blog carnival, created several years ago by former blogger, Shannon Lowe of [Rocks in My Dryer](#), was to establish a spot for sharing practical tips for managing our lives.

As the carnival (and the enthusiasm around it) grew to hundreds of participating bloggers each week, it moved to We are THAT family, where tips have been shared for the past three years. But readers continued to ask, "When will you publish these tips in an organized book?"

Especially now, with the economy slowing and our lives becoming busier, women are hungry for ways to maximize their time at home and spend it with their families, in a frugal manner. This e-book offers over 800 practical, "aha!" ideas for doing just that. It also is a celebration of the WFMW community, with tips from hundreds of different blogs.

This e-book will not organize your linen closets or remove stains, but it will offer you a good place to start. We've searched and compiled and created an organized e-book with 24 popular categories, featuring the best of tips in each group.

We hope *That Works For You*.

Enjoy!

Kristen Welch & Jennifer De Groot

Disclaimer: Although the authors have made every effort to ensure that the information and hyperlinks in this book were correct at press time, the authors do not assume and hereby disclaim any liability to any party for any loss, damage, or disruption caused by errors or omissions, whether such errors or omissions result from negligence, accident, or any other cause.

About the Authors

Kristen Welch writes at her parenting blog, [We are THAT family](#), and offers an honest mixture of humor and inspiration. She is an (in)courage contributor and writes regularly for Lifeway's *HomeLife* magazine. She is the author of the book, *Don't Make Me Come Up There*, (Abingdon, 2011). But Kristen is most proud of her work in Kenya, where her family launched a non-profit maternity home in 2010 called The Mercy House. Each Wednesday, Kristen hosts the Works for Me Wednesday blog carnival. Kristen lives on sweet tea, the love and support of her best friend of 17 years and the laughter of her three hilarious children. Follow Kristen on Twitter at @WeareTHATfamily.

Jennifer De Groot is a freelance writer who has contributed to (in)courage, Blissfully Domestic, and *Devozine*. She formerly blogged as Bitterroot Mama and regularly linked up to Works for Me Wednesday. She lives with her husband and two children in western Montana, where she spends time reading, writing, attempting to grow plants, attending MOPS, and making up silly songs. You can reach her at jenniferbdegroot@gmail.com.

A portion of proceeds from every e-book goes to [Mercy House](#).

How to Use This E-book

That Works For Me! is not your typical e-book. It's an interactive, organized guide to help you optimize many areas in your life. In the spirit of the Works For Me Wednesday community, we want to support the hundreds of contributing blogs by summarizing some of the best tips, while also encouraging interaction. To get the most out of this big tip book, it's best to use wifi or have Internet access. The summaries will give you the basic gist of the tips, but to get the full information, we highly encourage you to click on the submitting blog, thus engaging in the awesome WFM Wednesday community.

Categories: Icons clearly mark the categories throughout the e-book, as seen below. Some tips have multiple icons because they fit into multiple categories.



- | | |
|--|--|
|  Baby |  Beauty |
|  Blogging |  Cleaning |
|  Craft |  Décor |
|  Frugal |  Garden |
|  Gift |  Green |
|  Holiday |  Homeschool |
|  Hospitality |  Kitchen |
|  Laundry |  Marriage |
|  Odds and Ends |  Organization |
|  Parenting |  Pets |
|  Recipes |  Time Management |
|  Tech/Computers |  Travel |

Table of Contents

Works For Me Women	35
---------------------------	-----------

 Baby	36
---	-----------

1 - Morning Sickness Meals	37
2 - Flex Away Cramps	37
3 - Neutral Advantage	37
4 - Delivery Tips	38
5 - Accepting Help	38
6 - Postpartum Help	38
7 - Remembering the Newborn Stage	38
8 - Breastfeeding Advice	38
9 - Newborn Nursing	38
10 - Nursing Bracelet	38
11 - Drinking Enough Water	38
12 - Removing Poop Smell	39
13 - Baby Boy Diaper Changes	39
14 - Diaper Bag Checklist	39
15 - Diaper Stations	39
16 - Cloth Diapers	39
17 - Save on Diapers	39
18 - Save on Swim Diapers	39
19 - Homemade Baby Wipes	39
20 - Cloth Wipes and Solution	40
21 - No Used Car Seats	40
22 - Car Seat Safety Tips	40
23 - Cooler Car Seat	40
24 - Small Space + Baby =	40
25 - Napping Help	40

26 - Better Sleep	40
27 - Homemade Baby Food	40
28 - More Homemade Baby Food	41
29 - Baby Food Kitchen Gadgets	41
30 - Giving Baby Medicine	41
31 - Babywearing	41
32 - Swaddling	41
33 - Double-Sheet the Crib	41
34 - Toddler Backpack	41
35 - Farewell, Pacifier	41
36 - Booster Seat Clean-Up	42
37 - Miscarriage Support	42



Beauty/Fashion

43

38 - Dry Skin Brushing	44
39 - Dry Skin Help	44
40 - Alleviate Dry Skin	44
41 - Eat for Your Skin	45
42 - Natural Skincare Product	45
43 - Favorite Facial Product	45
44 - All-Natural Face Wash	45
45 - Natural Facial Cleanser	45
46 - The Secret to Better Skin	45
47 - Get Rid of Your Shaving Cream	45
48 - All-Natural Skin Moisturizer	45
49 - DIY Lotion Bars	46
50 - Homemade Lip Balm	46
51 - 7 Natural Beauty Products	46
52 - Almond Sugar Scrub	46
53 - Citrus Bath Salts	46
54 - Makeup Brush Holder	46

55 - Caring for Makeup Brushes	46
56 - Safer Makeup	46
57 - DIY Eye Makeup Remover	47
58 - Salvage Broken Eye Shadow	47
59 - Eyebrow Threading	47
60 - At-Home Manicure	47
61 - No-Heat Curls	47
62 - Choose Clothes for Your Body Shape	47
63 - Affordable Fall Style	47
64 - One Shirt, Three Looks	47
65 - Knot Your Belt	48
66 - How to Buy Skinny Jeans	48
67 - Add an Accessory	48
68 - Fashion Remix	48
69 - Make Your Own Necklace	48



Blogging

49

70 - 10 Steps to Starting a Blog	50
71 - Set Goals	50
72 - Blogging As a Ministry	50
73 - Monetize with Affiliate Networks	50
74 - Monetize with Amazon	50
75 - Monetizing Ideas	51
76 - Keys to Participating in Blog Carnivals	51
77 - Memes for Accountability	51
78 - Guest Posting	51
79 - Blog Networking Groups	51
80 - Making (Real) Blogging Friends	51
81 - Blogging Schedule	51
82 - Create Your Own Avatar	51
83 - Custom Favicon	52

84 - Write an E-book	52
85 - Increase your Traffic	52
86 - 20 Ways to Improve Your Blog	52
87 - Recommendations to Better Your Blog	52
88 - Tips to Success	52
89 - Time-Saving Tips	52
90 - Get Comments on Your Blog	52
91 - Self-Hosting Your Blog on WordPress	52
92 - Windows Live Writer	53
93 - Web Tool: Text Expander	53
94 - Blogging Help for Non-Programmer	53
95 - Organize Your Tabs	53
96 - Blog Spacing	53
97 - Enable Your Email	53
98 - Add an Email Link to a Blog Post	53
99 - How to Highlight a Section of Text	53
100 - Overview of Facebook	54
101 - How to Use Google Reader	54
102 - The Blogger's Pinterest User Guide	54
103 - Protecting Your Pictures Online	54
104 - Flickr Slideshow Tutorial	54
105 - Free Blog Bling	54
106 - Online Tools for Bloggers	54
107 - Blogging Myths	54
108 - You Know You're a Blogger When...	54



Cleaning

55

109 - A Giant Book About Housekeeping	56
110 - Cleaning Index Card System	57
111 - Hardest First	57
112 - Feeling Clean	57

113 - The House Check	57
114 - 10 Fun Ways to Clean with Kids	57
115 - Random Acts of Tidiness	57
116 - Decluttering	57
117 - Baking Soda	57
118 - Magic Eraser®	58
119 - Magic Eraser® Substitute	58
120 - Green Cleaners	58
121 - More Green Cleaners	58
122 - Fresher Brushing	58
123 - Clean Your Curling Iron	58
124 - Showerhead Cleaner	58
125 - A Cleaner Shower	59
126 - Cleaning Shower Doors	59
127 - Clean Your Vinyl Shower Curtain	59
128 - Epsom Salt Bathtub Scrub	59
129 - Natural Drain Cleaner	59
130 - Clean Your Baseboards	59
131 - Creative Dusting Tool	59
132 - Inside Shoes	59
133 - Cheaper Swiffer® Refills	60
134 - Clean Your Dishwasher	60
135 - Quick Dishwasher Tip	60
136 - Dishwasher Rinse Aid	60
137 - Cleaning Dirty Pans	60
138 - How to Clean Gas Stove Grates	60
139 - Clean Out Your Refrigerator	60
140 - Clean Your Oven and Stovetop	60
142 - Remove Funky Smells from a Bedroom	61
143 - Remember to Flip Your Mattress	61
144 - Clean Your Laundry Room	61

145 - Cleaning White Wood Furniture	61
146 - Clean a Whiteboard	61
147 - Remove Permanent Marker	61
148 - 5-Minute Car Cleanup	61



Crafts

62

149 - Rolled Rosettes	63
150 - No-Sew Fabric Flower	63
151 - Paper Flower Bouquet	63
153 - Design Your Own Fabric	64
154 - Fabric Storage	64
155 - Easter Egg Book Page Wreath	64
156 - Birthday Balloon Wreath	64
157 - Scarf Wreath	64
158 - Pinecone Flower Wreath	64
159 - Paper Leaf Wreath	64
160 - Corn Husk Wreath	65
161 - Henna Pumpkin	65
162 - Leaf Wrapping Paper	65
163 - Fall Pumpkins	65
164 - DIY "Nest" Blocks	65
165 - Six-Sided Block Puzzle	65
166 - Rosette Mobile	65
167 -Handmade Felt Books	65
168 - Educational Photo Books	66
169 - Rain Gutter Bookshelves	66
170 - Magnetic Wall	66
171 - Chalkboard Paint	66
172 - MYO Wall Decals	66
173 - DIY Photo Words	66
174 - Woven Pin Board	66

175 - DIY Framed Dry Erase Board	66
176 - PVC Napkin Rings	67
177 - Homemade Play Dough	67
178 - Sidewalk Chalk	67
179 - How to Dye Pasta	67
180 - Ice Ornaments	67
181 - Domino Ornaments	67
182 - Cardboard Box Crafts	67
183 - Bottle Top Stamps	67
185 - Homemade Paper	68
186 - Clean Up Tips	68
187 - Greeting Card Gift Box	68
188 - Transform Torn Girl's Tights	68
189 - Outgoing Mail Holder	68



Décor

69

190 - Words That Inspire	70
191 - Decorate with Nature	70
192 - Add Detail to Any Room	70
193 - For Your Walls	71
194 - Decorate a Small Space	71
195 - Create an Art Wall	71
196 - Creative Art Display	71
197 - Playroom Alphabet Décor	71
198 - Frame Your Mantle	71
199 - Dress Up a Frame	71
200 - Creative Picture Hanging	71
201 - Frugal Easter/Spring Décor Ideas	72
202 - Summer Bunting	72
203 - Fantastic Fall Mantle	72
204 - Fall Wreath Ideas	72

205 - Winter Décor	72
206 - Stunning Christmas Tablescape	72
207 - Christmas Mantle	72
208 - A Merry Mantle	72
209 - Fresh Wintertime Décor	72
210 - Freshen Up a Bedroom	73
211 - Nightstand Makeover	73
212 - Coffee Table Makeover	73
213 - Furniture Makeover	73
214 - Trash to Treasure	73
215 - Updating Outdoor Furniture	73
216 - Bathroom Makeover	73
217 - Sheets into Curtains	73
218 - Turn Old Tablecloths into Curtains	74
219 - Blackout Curtains	74
220 - Painted Wallpaper	74
221 - Faux Window Frame	74
222 - Faux Metal Wall Art	74
223 - Refurbed Monograms	74
224 - Streamlining Bookshelves	74



Frugality

75

225 - Setting up a Budget	77
226 - Reframe Your Budget	77
227 - Save with a Price Book	77
228 - Digital Price Book	77
229 - Stop Shopping	77
230 - 30-Day Rule	77
231 - Start an Emergency Fund	77
232 - Using Credit Cards Wisely	77
233 - Avoid Transaction Fees	78

234 - Use Your Library	78
235 - Use 10% Less	78
236 - Expense Audit	78
237 - Save on Electricity	78
238 - Utilize the Internet	78
239 - Use Cheaper Air Filters	78
240 - Cell Phone Savings	79
241 - Save on Auto Fuel	79
242 - Low-Deductible Insurance Policies	79
243 - Cheap Workouts	79
244 - Save on Health Care	79
245 - Ask for a Discount	79
246 - Keep Shopping Sales After Your Purchase	79
247 - Post-Holiday Sales	79
249 - 3 Online Purchase Websites	80
250 - Finding Coupons	80
251 - Be a Coupon Fairy	80
252 - Saving for College	80
253 - Saving on College Expenses	80
254 - College Textbook Savings	80
255 - DIY Bridal Package	80
256 - Bulk Food Preservation	81
257 - Stockpiling Tips	81
258 - Use Your Freezer	81
259 - Flash Freeze Bulk Food	81
260 - Cheapest Food Storage	81
261 - Bulk Beef	81
262 - Meat Cut Calculations	81
263 - Reusable Plastic Storage Wrap	81
264 - Foaming Hand Soap	82
265 - Stretch Your Dish Soap	82

266 - Dish Soap Spray	82
267 - Stretch Your Syrup	82
268 - Cheesecloth Alternative	82
269 - Frugal Green Food	82
270 - Stretch Your Disposable Razor	82
271 - Too Much Frugality?	82



Garden

83

272 - Garden Spreadsheet	84
273 - Photo Garden Journal	84
274 - Frugal Gardening	84
275 - Do Your Own Landscaping	84
276 - Starting a Victory Garden	85
277 - MYO Annual Containers	85
278 - Container Gardening	85
279 - Raised Garden Bed	85
280 - Plant Grass over Concrete	85
281 - Lawn Care	85
282 - Edible Landscapes	85
283 - Natural Weed Control	85
284 - Kill Patio Weeds	86
285 - Eggshells in the Garden	86
286 - Plant in Waves	86
287 - Succession Planting	86
288 - Soda Bottle Watering System	86
289 - Heavy-Duty Tomato Cages	86
290 - MYO Upside-Down Tomato Planter	86
291 - Frugal Seed-Starting Cups	87
292 - Indoor Grow Lights	87
293 - Seed Tape	87
294 - Cheap Mulch	87

295 - Regenerate Green Onions	87
296 - Mini Indoor Greenhouse	87
297 - Egg Production in Winter	87
298 - Shop the Farmer's Market	87



Gifts

88

299 - Shop All Year	90
300 - Gift Closet	90
301 - Four Gifts	90
302 - Bargain-Priced Gift Cards	90
303 - Free or Inexpensive Gifts	90
304 - Valentine Love Box	90
305 - Daddy Six-Pack	90
306 - Gifts for Men	90
307 - What I Love About You	91
308 - Teacher Gifts	91
309 - Graduation/Young Adult Gift	91
310 - Gifts for Teens	91
311 - Frugal Pre-Teen Gifts	91
312 - Practical Kid Gifts	91
313 - Themed Gifts for Kids	91
314 - Personalized Gifts	91
315 - Classic Girl Gifts	92
316 - Gifts for Preschoolers	92
317 - Best/Worst Baby Shower Gifts	92
318 - Seed Strip Garland	92
319 - Seeded Paper Rose	92
320 - Cookie Cutter Gift Tags	92
321 - Stocking Non-Stufflers	92
322 - Clutter-Free Gifts	92
323 - Intangible Gifts	93

324 - Gifts that Give Back	93
325 - 10 Gifts for Others	93
326 - Give Away Gift Card Balances	93
327 - Gifts for the Homeless	93
328 - Give Them Dough	93
329 - Freezer Gifts	93
330 - Gift a Freezer Meal	93
331 - Personalized Box of Chocolates	94
332 - Homemade Fabric Gift Bags	94
333 - Gift-Wrapping Tips	94
334 - Gift-Opening Preparation	94
335 - Keep Track of Gifts	94
336 - Gift Bag Storage	94



Green

95

337 - Helpful Green Websites	96
338 - Easy Green Switches	96
340 - Real Food Recipes Site	97
341 - Green Inspiration Everywhere	97
342 - Plastic-Free Kitchenware	97
343 - Easy-to-Sew Bowl Covers	97
344 - Reuse Cereal Bags	97
345 - Fertility and Natural Birth Control	97
346 - Tampon Alternative	97
347 - Green + Not-So-Green =	98
348 - Teaching Kids to be Green	98
349 - Cut Down on Unwanted Catalogs	98
350 - Identify Green Cleaners	98
351 - Small Things Add Up	98
352 - Green Interior Design	98
353 - Avoid Eco-Exhaustion	98



Holiday/Celebrations

99

354 - New Year's Countdown Goodie Bags	100
355 - Snowflake Quesadillas	100
356 - Photo Valentine Cards	101
357 - I Spy® Repurposed Valentines	101
358 - Valentine Placemats	101
359 - The Week Before Easter	101
360 - Resurrection Buns	101
361 - Dyeing Easter Eggs	101
362 - Easter Story Eggs	101
363 - Don't Celebrate Earth Day!	101
364 - Celebrate National Poetry Month	102
365 - 4th of July Parade	102
366 - Healthy Halloween	102
367 - Halloween Candy Buy-Back	102
368 - The Switch Witch	102
369 - Leaf Labyrinth	102
370 - Thankful Tree	102
371 - Thanksgiving Journal	102
372 - Planning for Thanksgiving	103
373 - Thanksgiving Dinner Prep	103
374 - Make Thanksgiving Food Early	103
375 - Kids at Thanksgiving Dinner	103
376 - Avoid Holiday Overload	103
377 - December Bedtime Books	103
378 - Christmas Card Addressing Party	103
379 - Children's Art Garland	103
380 - The Mom Shop	104
381 - Make a Jesse Tree	104
382 - Christmas Ornament Boxes	104
383 - White Elephant Gift Exchange	104

384 - Shoebox Packing Party	104
385 - Secret Agent Spy Party	104
386 - Cute Girl Party Décor	104
387 - Big Birthday Parties	104



Homeschool

106

389 - Thinking About Homeschooling?	107
390 - School Planning Binder	107
391 - Brain in a Binder	107
393 - Pinterest Challenge	108
394 - Using a Mini-Office	108
395 - Organizing Preschool Activities	108
396 - Clipboards Make School Fun	108
397 - Date Stamp	108
398 - A Typical Week	108
399 - Tips for a More Efficient Homeschool Day	108
400 - A Homeschooling Schedule	109
401 - Relaxed Schooling	109
402 - Curriculum Plans	109
403 - More Curriculum Plans	109
404 - Even More Curriculum Plans	109
405 - Curriculum, K5 & 2nd	109
406 - Curriculum 1st, 8th, 12th grades	109
407 - Curriculum Grade 1 & Pre-K	109
408 - Curriculum Review	110
409 - Science Week	110
410 - Science Project: Balloon Planets	110
411 - Finding the Perfect Math Curriculum	110
412 - Learn to Type with Keyboard Classroom	110
413 - Field Trip Idea	110
414 - Grocery Lists as Homeschooling Lessons	110

415 - Teaching Social Skills	110
416 - Homeschooling with Small Children	111

Hospitality **112**

417 - Happy Hospitality	113
418 - Practicing Hospitality	113
419 - Exercising the Hospitality Muscle	114
420 - Offer Kids Hospitality	114
421 - Teach Children Hospitality	114
422 - Hospitality in a Small Home	114
423 - Cozy Scents for Company	114
424 - How to Get Along with Crazy People	114
425 - Delivering Meals	114
426 - Help for Grieving Families	114
427 - Freezer Feedings	115
428 - Feeding Guests	115
429 - Picky Dinner Guests	115
430 - Help for Hosting In	115
431 - Panini Bar	115
432 - Candy Buffet	115
433 - Dressed up Desserts	115
434 - Pre-Scoop Ice Cream	116
435 - Cookout Prep	116
436 - Easy Ice Chunks	116
437 - Personalized Servings	116
438 - Place Cards	116
439 - Carnation Globe Arrangement	116
440 - Butter Pats	116
441 - Eco-Friendly Parties	117
442 - Inexpensive Party Ideas	117
443 - Budget-Savvy Gatherings	117

444 - Stock up on Real Dishes	117
445 - Kid Cake Decorators	117



Kitchen

118

446 - Homemade Fruit & Vegetable Wash	119
447 - Stainless Steel Cleaner	119
448 - Cleaning a Slow Cooker	119
449 - Produce Storage	120
450 - Cut Apples	120
451 - Peel Tomatoes	120
452 - Removing Eggshell	120
453 - Easy to Peel Hard-Boiled Eggs	120
454 - Better Oven-Baked Potatoes	120
455 - Pre-Cut Potatoes	120
456 - Lump-Free Mashed Potatoes	120
457 - Cut Onions Tear-Free	121
458 - Grilling Tips	121
459 - Freezer Cooking Tips	121
460 - Frozen Sauce	121
461 - Freeze Your Beans	121
462 - Labeling Freezer Meals	121
463 - Avoid Freezer Burn	121
464 - Ice Cube Trays	121
465 - Slow-Cooked Hamburger	122
466 - Pre-Grilled Chicken	122
467 - Fresh Nuts	122
468 - Canning for Beginners	122
469 - Canning Prep	122
470 - Microplane® Uses	122
471 - Refillable Oil Sprayer	122
472 - Easy Parchment Paper Liner	122

473 - Easier Foil Lining	123
474 - Brining a Turkey	123
475 - Thicken, Don't Curdle, Your Soup	123
476 - Saving Crusts	123
477 - Cheaper Stuffing	123
478 - Pancake Cake	123
479 - Wavy Bacon	123
480 - Shaping a Loaf of Bread	123
481 - Testing a Loaf of Bread	124
482 - Pie Crust Primer	124
483 - Cutting in Butter	124
484 - Gluten-Free Baking Tips	124
485 - Testing Bundt Cakes	124
486 - Sugar Cookie Roll Out	124
487 - Help Sugar Cookies Keep Their Shape	124
488 - Royal Icing	124
489 - Perfectly Black (and Red) Icing	125
490 - How to Frost Cupcakes	125
491 - Cutting Baked Goods	125



Laundry

126

492 - Homemade Powdered Laundry Detergent	127
493 - Homemade Liquid Laundry Detergent	127
494 - Stain Bucket	128
495 - Homemade Oxygen Cleaner	128
496 - Fabric Softener Alternative	128
497 - Grease Remover	128
498 - Removing Underarm Stains	128
499 - How to Strip Cloth Diapers	128
500 - Repurposed Shirts	128
501 - Plan-Ahead Drying	128

502 - Cut Your Dryer Sheets	129
503 - An Extra Spin	129
504 - Speed up Drying Time	129
505 - Line-Drying Tips	129
506 - Indoor Clothesline	129
507 - Clothesline Help	129
508 - No-Iron Steaming	129
509 - Hanging Laundry Bags	129
510 - Zippered Mesh Bags	130
511 - Pare Down Kid Clothes	130
512 - Bulk Up	130
513 - Fold and Put Away	130
514 - Laundry Every Day	130
515 - Launder When You Want	130
516 - Storing Children's Pajamas	130
517 - Fold a Fitted Sheet	130
518 - Keep Track of Children's Laundry	131
519 - Reinforced Jeans	131
520 - Taming Polo Collars	131
521 - Wash Sets Together	131



Marriage

132

523 - Make Your Husband Happy	134
524 - How to Respect Your Man	134
525 - What He Needs From You	134
526 - Supporting Your Husband at Work	134
527 - Appreciate Him	134
528 - Praise Him	134
529 - What's Your Motivation?	134
530 - Having a Marriage Full of Grace	134
531 - Fight for Your Marriage	135

532 - Keep Your Marriage Strong	135
533 - A Rut-Free Relationship	135
534 - Fixing a Broken Marriage	135
535 - When You're Spiritually Mismatched	135
536 - A Marriage Reminder	135
537 - Communication: It's All in the Delivery	135
538 - Get Your Man Talking!	135
539 - Questions to Ask Your Spouse	136
540 - On Being Quiet	136
541 - Keep Quiet!	136
542 - Date Your Mate	136
543 - Romantic Date Night Idea	136
544 - Creative Date Night at Home	136
545 - A "Favorites" Date Night Idea	136
546 - Gifts Your Man Will Love	136
547 - A Marriage Devotion	137
548 - Money and Marriage Book Review	137
549 - Getting on the Same Page Financially	137
550 - Let's Get Physical	137
551 - Birth Control in Marriage	137
552 - When He Travels	137
553 - Travel Surprises	137



Odds and Ends

138

554 - 72-Hour Kits	139
555 - Healthier Emergency Food	139
556 - Power Outage Kitchen Prep	140
557 - Sick First-Aid Kit	140
558 - Giving Medicine to Kids	140
559 - Car Emergency Kit	140
560 - Summer Survival Kit	140

561 - Water Safety	140
562 - Prevent Contamination	140
563 - Must-Do Home Maintenance	141
564 - Strip Wallpaper	141
565 - An Old-Fashioned House	141
566 - Happiness Scavenger Hunt	141
567 - Difficult Conversations	141
568 - Mentors	141
569 - Be a Great Friend	141
570 - Uses for Coffee Filters	141
571 - Battery Changes	142
572 - Jigsaw Puzzle Storage	142
573 - Easier Snow Shoveling	142
574 - Packing for College	142
575 - Deflate Mylar Balloons	142
576 - Extend the Life of Cut Flowers	142
577 - Transform Dying Flower Bouquets	142
578 - Fruit Fly Trap	142
579 - Natural Ant Removal	143



Organization

144

580 - Create a Household Management Notebook	145
581 - Bill Schedule	145
582 - Organized Gift Receipts	146
583 - 3 Ways to Organize Coupons	146
584 - Family Traditions Notebook	146
585 - Christmas Notebook	146
586 - Keepsake Card Holder	146
587 - Organize Your Garage Sale	146
588 - Advertise Your Garage Sale	146
589 - Prep for a Move	146

591 - Hanging Beds	147
592 - Picture Toy Labels	147
593 - Display Children's Artwork	147
594 - Puzzle Bags	147
595 - Sticker Album	147
596 - Small Block Storage	147
597 - Toy Rotation	147
598 - Stop the Clothes Battle	148
599 - CD/DVD Storage	148
600 - Stair Bucket	148
601 - Organize Your Greeting Cards	148
602 - Tracking Library Books	148
603 - Store Leftover Paint	148
604 - Over-the-Door Shoe Organizers	148
605 - Jewelry Organizer	149
606 - Organize Your Purse	149
607 - Wet Swimsuit Storage	149
608 - Plan Your Funeral	149
609 - Kitchen Cabinet Organization	149
610 - Organize Your Spices	149
611 - Recipe Binder	149
612 - Online Recipe Organization	150
613 - Organized Grocery List	150
614 - Drinking Cup Organization	150
615 - Maximize Closet Space	150
616 - Closet Organization	150
617 - Go Vertical	150
618 - Organizing Desk Drawers	150
619 - Organizing Office Supplies	150
620 - Redecorating and Decluttering	151
621 - Computer Desk Papers	151

622 - Dealing with Mail	151
623 - Staging Area	151



Parenting

152

624 - Expert Parenting Advice	153
625 - Finding Balance	153
626 - Patient Parenting	153
627 - Extended Parental Absence	154
628 - Coping with a Parent's Illness	154
629 - Obedience	154
630 - Love & Logic®	154
631 - Strong-Willed Children	154
632 - Saying "No" to "No"	154
633 - Raising Imperfect Kids	154
634 - Tender Moments	154
635 - One-on-One Time	155
636 - Listen to Your Kids	155
637 - Hold a Kid "Pow-Wow"	155
638 - Keep Journals	155
639 - I Like You	155
640 - Use a Special Plate	155
641 - Produce Excitement	155
642 - Grocery Shopping Tips	155
643 - Good Public Behavior	156
644 - Out-of-the-House Fun	156
645 - 7 Ways to Wait	156
646 - Eating Out	156
647 - Teaching Service	156
648 - Start Chores Early	156
649 - Mommy Business Cards	156
650 - Mom Comparison	156

651 - Mom Breaks	157
652 - Dealing with Treats	157
653 - Morning Organization	157
654 - Getting Ready in the Morning With Little Ones	157
655 - Early Sign Language	157
656 - Book Time	157
657 - Investment "Kindergarten"	157



Pets

158

658 - Green Pet Tips	159
659 - Peanut Butter Dog Treats	159
660 - Improvise: Create a Dog "Crate"	160
661 - DIY Treat Jar	160
662 - DIY Leash Holder	160
663 - DIY Doggy Slobber Backsplash	160
664 - Dress Your Pet	160
665 - Frugal Pet Toys	160
666 - Kennel Train Your Dog	160
667 - Calming a Scared Pet	160
668 - Train Your Pet	161
669 - Stop Dog Barking	161
670 - Try Doggie Daycare	161
671 - Entertaining Your Dog	161
672 - Catch Your Runaway Dog	161
673 - Shed No More	161
674 - Pet Odor Remover	161
675 - Remove Urine Smells from Carpet	161
676 - Remove Skunk Smell	162
677 - Rabbits Make Great Pets	162
678 - Attract Hummingbirds	162
679 - First Aid and More	162



Recipes

163

680 - French Toast Fingers	164
681 - Sweet Baked Oatmeal with Cranberries	164
682 - Chicken Caesar Salad Wraps	164
683 - Red, White and Blue Muffins	165
684 - Freezer Muffin Mixes	165
685 - The Perfect Biscuit Recipe	165
686 - Delicious Cheese Biscuits	165
687 - Lemon Poppy Seed Bread	165
688 - Kid-Friendly Pizzaboos	165
689 - Bagel Pizza Bites	165
690 - Fresh Mex Flatbread Pizza	165
691 - Mexican Rice Meal	166
692 - Pasta Your Way	166
693 - Homemade Pasta	166
694 - Wonton and Mushroom Soup	166
695 - Cream of Chicken Soup Alternative	166
696 - Homemade Chicken 'N Noodles	166
697 - Easy Chicken & Dumplings	166
698 - Baked Chicken Nuggets	166
699 - Pineapple Pork Chops	167
700 - Minute Steaks with Mushrooms	167
701 - Kid-Friendly Pepperoni Waffles	167
702 - Pumpkin Spice Cookies	167
703 - Red Velvet Cookies	167
704 - Brownie and Cream Sandwich Cookies	167
705 - Flourless Chocolate Brownie Cookies	167
706 - Chocolate Cake in 5 Minutes	167
707 - Sweet Peachy Cobbler	168
708 - Pumpkin Pie Pudding	168
709 - Easy Patriotic Trifle	168

710 - Peanuttty Chocolate Puffs	168
711 - Chocolate Truffles	168
712 - Homemade Nutella®	168
713 - Chocolate Syrup	168
714 - Edible Play Dough	168
715 - Powdered Egg Replacement	169
716 - Pumpkin Pie Spice	169
717 - Homemade Powdered Sugar (or Substitute)	169
718 - Homemade Butter	169
719 - Spreadable Butter	169
720 - Mayonnaise	169
721 - Homemade Brown Sugar	169
722 - Homemade Ketchup	169
724 - Evaporated and Sweetened Condensed Milk Recipes	170
725 - Homemade Syrup	170
726 - Homemade Vanilla Extract	170
727 - Homemade Tartar Sauce	170
728 - Taco Seasoning	170
729 - Fun Food for Kids	170
730 - 10 Quick Family Meals	170
731 - Free Fall E-Cookbooks	171
732 - Knock-Off Restaurant Meals	171



Tech/Computers

172

733 - Virtual Assistant	173
734 - Earning Cash on the Web	173
735 - Get Rid of Your Junk	173
736 - Document Sharing	174
737 - Host a Twitter Party	174
738 - Monitoring Screen Time	174
739 - Using Technology to Teach Homemaking	174

740 - Free Online Piano Lessons	174
741 - Cleaning Your Computer Screen	174
742 - Clean Your Keyboard	174
743 - Corralling Computer Cords	174
744 - Spring Clean Your Online Life	175
745 - Organizing Digital Clutter	175
746 - Computer to TV Hookup Tutorial	175
747 - iPhone Troubleshooting	175
748 - The Archives	175



Time Management

176

749 - Start Your Day Right	177
750 - Establishing Household Routines	177
751 - Developing a Routine	177
752 - Index Cards	177
753 - Use Your Time Wisely	178
754 - Roles & Responsibilities	178
755 - 10 Ways to Find Balance	178
756 - Saving Time, Money, and Sanity	178
757 - Timesavers	178
758 - 10 Timesaving Tips	178
759 - Time Management for Stay-at-Home Moms	178
760 - More Time Management Tips for Stay-at-Home Moms	178
761 - Time Management for Busy Moms	179
762 - Take a Weekly Retreat	179
763 - Prepare for the Week	179
764 - How to Get More Hours in the Day	179
765 - Stop Procrastinating Day	179
766 - Avoiding Tech Traps	179
767 - Simple Housecleaning & Chore Chart Printable	179
768 - How to Make a Menu Plan	179

769 - Save Time in the Kitchen	180
770 - Timesaving Kitchen Tips	180
771 - Cook Once, Eat 10 Times	180
772 - Loop Meals	180
773 - Cook in Bulk	180
774 - Create a Clothing Plan	180
775 - Laundry Sorting	180



Travel

181

776 - Master Packing Checklist	182
777 - Universal Packing List	183
778 - Basket Packing Tip	183
779 - Packing Outfits	183
780 - Packing for Camp	183
781 - Don't Forget To Pack This!	183
782 - Packing for Laundry	183
783 - Divide and Be Clothed	183
784 - Packing for Overseas	183
785 - Vacation Prep	184
786 - Post-Travel Prep	184
787 - Road Trip Fun	184
788 - Road Trips	184
789 - Toddler Road Trip Fun	184
790 - Big Family Car Travel	184
791 - More Big Family Car Travel	184
792 - Plane Travel with Children	184
793 - Public Transit	185
794 - Cheaper Airline Travel	185
795 - Best Time to Purchase Airline Tickets	185
796 - Use Twitter to Plan Your Trip	185
797 - Thrifty Vacation Tips	185

798 - Kitchen Tools for Extended Stay Hotels	185
799 - Vacation Freezer Food	185
800 - Beach Sand Removal	186
801 - Take a Staycation	186
802 - Friendly Vacations	186
803 - Postcard Souvenirs	186
804 - Travel Medical Insurance	186
805 - Theme Park Tips	186
806 -Theme Park Savings	186
807 - Tracking Lost Children	186
Mercy House	187

Works For Me Women



Works For Me Women are contributors who have participated and shared great tips on a consistent basis. We are excited to highlight these community leaders.

- Baby - [The Diaper Diaries](#)
- Beauty - [While He Was Napping](#)
- Blogging - [Amy Lynn Andrews](#)
- Cleaning - [i Dream of Clean](#)
- Craft - [Smockity Frocks](#)
- Décor - [Moore Minutes](#)
- Frugal - [Whole New Mom](#)
- Garden - [The Morris Tribe](#)
- Gift - [Modern Mrs Darcy](#)
- Green - [Eco-Novice](#)
- Holiday - [How Does She?](#)
- Homeschool - [Holy Spirit-Led Homeschooling](#)
- Hospitality/Entertaining - [se7en](#)
- Kitchen - [Bake at 350](#)
- Laundry - [Small Steps on Our Journey](#)
- Marriage - [To Love, Honor and Vacuum](#)
- Odds and Ends- [Many Little Blessings](#)
- Organization - [Moneywise Moms](#)
- Parenting - [Life As Mom](#)
- Pets - [A Young Wife's Tale](#)
- Recipes - [Creative Kitchen](#)
- Time Management - [Overcoming Busy](#)
- Tech/Computers - [Hoosier Homemade](#)
- Travel - [The Earthling's Handbook](#)

Baby



A boy had reached four without giving up the habit of sucking his thumb, though his mother had tried everything from bribery to reasoning to painting it with lemon juice to discourage the habit. Finally she tried threats, warning her son that, "If you don't stop sucking your thumb, your stomach is going to blow up like a balloon." Later that day, walking in the park, mother and son saw a pregnant woman sitting on a bench. The four-year-old considered her gravely for a minute, then spoke to her saying, "Uh-oh...I know what you've been doing."





The Diaper Diaries, Jill A.

When and why did you start blogging?

I started blogging in the summer of 2007 after I started reading a few "mommy blogs" and thought, I can do that! Coincidentally I have done WFMW from the very first week I started blogging.



How would you describe your blog's content and feel?

My blog is meant to be an honest look at motherhood from my perspective with a good dose of humor thrown in. I also love working with brands to promote products I care about and think my readers would benefit from.

What's the best tip you've found from WFMW?

I can't think of a specific tip, but I love the "Mom I'm Bored" editions. I always get a ton of "fun mom" ideas from those.

How has being a part of WFMW changed your blogging experience?

I have actually found community there. I met Kristen through WFMW as we were always some of the first to link up every week back when it was hosted at Rocks in My Dryer. It seems as though a lot of us have been participating for a long time and I have found some of my favorite bloggers that way.

1 - Morning Sickness Meals

Fill your freezer with food the moment you find out you're pregnant. Follow these 4 other tips to curb nausea.

[Submitted by Saving by Making](#)

2 - Flex Away Cramps

Plagued by middle-of-the-night charley horses? When you feel a calf cramp coming on, flex your foot to stop it.

[Submitted by The Little Things](#)

3 - Neutral Advantage

Trying to decide whether to find out if your child is a boy or girl? Check out these 10 reasons not to find out, including being able to reuse your gender-neutral things.

[Submitted by Eco-Novice](#)



4 - Delivery Tips

If you don't have a birth plan, everything will go according to plan! Review this guide, which suggests doing what makes you comfortable during the delivery.

[Submitted by My Life and Kids](#)

5 - Accepting Help

Read these 7 postpartum tips from a mom of twins. Here's one idea: Have someone stay with you overnight every night you're in the hospital.

[Submitted by Crystal & Co.](#)

6 - Postpartum Help

The first month after having a baby can be hard on everyone! Read this excellent survival guide, which suggests creating a place to put the baby down in every room of your house.

[Submitted by Momedu](#)

7 - Remembering the Newborn Stage

Whether you've had many children or this is your first, read what this mom remembers every time she has a newborn. For instance, newborns have opinions!

[Submitted by se7en](#)

8 - Breastfeeding Advice

Begin nursing right after your baby is born. See what else this mom who has been nursing babies for 8 years (non-consecutively) has to share.

[Submitted by Smockity Frocks](#)

9 - Newborn Nursing

When nursing, place a small towel or burp cloth under your breast to protect your clothes. See this post for more practical nursing advice.

[Submitted by Grand Rapids Natural Living](#)

10 - Nursing Bracelet

Wear a pretty, soft bracelet on the wrist of the side you'll nurse on next. Pick one that won't hurt when you're sleeping and is fashionable enough to wear with your outfits.

[Submitted by Parenting Miracles](#)

11 - Drinking Enough Water

Having a hard time getting enough water while nursing? Try out these ideas, like keeping a special water pitcher nearby.

[Submitted by Raising Olives](#)



12 - Removing Poop Smell

Wash your hands with bar soap to get rid of any lingering smells after diaper changes.

[Submitted by Stretch Mark Mama](#)

13 - Baby Boy Diaper Changes

Ending up with lots of leaks? Point this down prior to fastening his diaper.

[Submitted by The Finer Things in Life](#)

14 - Diaper Bag Checklist

Do you have what you need before leaving the house? This checklist (which is available as a free printable) includes everything from sunblock to an extra shirt for mom.

[Submitted by Household Management 101](#)

15 - Diaper Stations

Create multiple diaper stations where you're most likely to change your baby (especially if you have multiple levels in your house). See what this mom keeps in her baskets.

[Submitted by Life as Mom](#)

16 - Cloth Diapers

Take this short quiz to see if cloth diapers are a good fit for you. If you're overwhelmed by the amount of cloth diaper brands out there, take advantage of a cloth diapering trial.

[Submitted by Eco-novice](#)

17 - Save on Diapers

Check out these 5 ways to save on diapers, like this tip: To get more diapers for the same amount of money, purchase the smallest size your baby can use.

[Submitted by The Saved Quarter](#)

18 - Save on Swim Diapers

Save by investing in reusable swim diapers. Or, see this post to learn how to gently wash your disposable swim diapers.

[Submitted by The Frugal Girls](#)

19 - Homemade Baby Wipes

Making your own baby wipes with paper towels is easier than you think. Try out this recipe with baby shampoo, baby oil, water, and tea tree oil.

[Submitted by Nikki and Danny](#)



20 - Cloth Wipes and Solution

Cloth wipes can be washed right along with your cloth diapers, making them a cost-effective alternative to disposable wipes. Wet them before each use with water or use this solution with water, liquid castile soap, and essential oils.

[Submitted by Happy Homemaker Reviews](#)

21 - No Used Car Seats

Confused about car seat safety and expiration dates? Read this post, which includes the admonition never to buy a used car seat.

[Submitted by The Diaper Diaries](#)

22 - Car Seat Safety Tips

Car seats are often improperly installed or the straps are too loose around the child. Check out these 8 tips, including links to helpful resources.

[Submitted by Modern Alternative Mama](#)

23 - Cooler Car Seat

Does your car seat overheat in the summer? Try a metallic sun shade or a shade made just for car seats.

[Submitted by Superchikk](#)

24 - Small Space + Baby =

Many of the items touted as necessary for babies really aren't. Check out these essentials (high chairs didn't make the cut, but love did) and solutions for small spaces.

[Submitted by i Dream of Clean](#)

25 - Napping Help

Having a hard time getting your baby to sleep? Babies need daily naps in addition to sleep at night. Try out this mom's successful routine.

[Submitted by Daily Dwelling](#)

26 - Better Sleep

Confused about when to put your baby to sleep? This balanced approach to sleep has you putting down the baby when she's ready.

[Submitted by Oceans of Joy](#)

27 - Homemade Baby Food

Making and storing baby food is simpler than you think. These helpful instructions (and links) will have you cooking in no time.

[Submitted by Armstrong Family Fare](#)



28 - More Homemade Baby Food

This post includes instructions on making grains for baby. Try using a food mill to grind up the food evenly.

[Submitted by Real Food Healthy Living](#)

29 - Baby Food Kitchen Gadgets

Want to speed up baby food preparation? See how these parents use an electric vegetable steamer and immersion blender.

[Submitted by Are We Still Cool?](#)

30 - Giving Baby Medicine

Use a baby's reflexes and a medicine dropper to get her to actually swallow her medicine.

[Submitted by Milehimama](#)

31 - Babywearing

Babywearing works for many members of the WFMW community, including this mom. This post lists some of the benefits of keeping your baby close.

[Submitted by Simply Prudent](#)

32 - Swaddling

Some babies sleep better when they're swaddled. Check out the swaddle that worked for this mom.

[Submitted by Armstrong Family Fare](#)

33 - Double-Sheet the Crib

If you find yourself having to refresh the crib sheets too often in the middle of the night, try out this idea. (Note: Please consult your pediatrician for guidance on when it's safe to start using this tip. - Jennifer De Groot)

[Submitted by The Pilot's Wife](#)

34 - Toddler Backpack

Let your toddler pull some of his own weight by transitioning from a diaper bag to a big boy backpack.

[Submitted by Daily Dwelling](#)

35 - Farewell, Pacifier

If you can't think of any other way to get rid of your child's pacifier, try what this mom did and make up a story about a special animal needing it.

[Submitted by Smockity Frocks](#)



36 - Booster Seat Clean-Up

Sick of scrubbing? Make it easier to clean your booster seat with the strategic placement of a towel.

[Submitted by Daily Dwelling](#)

37 - Miscarriage Support

If you don't know what to say to someone who's lost a baby, try giving them one of these 4 thoughtful gifts.

[Submitted by Stretch Mark Mama](#)

Beauty/Fashion



“Common sense is genius dressed in its working clothes.”
- Ralph Waldo Emerson






While He Was Napping, Krista

When and why did you start blogging?

I started blogging in July 2010. My blog originally started out as a marketing tool for my Etsy shop, but soon became a collection of my journey to becoming a little more domesticated and crafty.



How would you describe your blog's content and feel?

My blog is a collection of recipes, crafts, kids activities, ways to keep romance in your relationship, blogging tips, beauty and fashion tips and printable art. I try to keep While He Was Napping light-hearted, entertaining, relevant and informative.

What's the best tip you've found from WFMW?

There have been a lot of great tips; however, I tend to go back to the organizing and cleaning tips over and over again. It's something I kind of struggle with.

How has being a part of WFMW changed your blogging experience?

Not only does WFMW give me some awesome traffic (thanks, by the way!), I have found some great blogs and met some fantastic people from the parties.

38 - Dry Skin Brushing

"Dry skin brushing is a great way to keep the skin healthy, soft, and smooth." This post explains the benefits and tells you how to do it.

[Submitted by Jo's Health Corner](#)

39 - Dry Skin Help

Do you struggle with dry skin? Using a small amount of Orange Silk Hydrating Cream, twice daily, is recommended for smooth skin.

[Submitted by Blessed Beyond A Doubt](#)

40 - Alleviate Dry Skin

Dealing with cracked, dry skin? These 10 tips, like taking a lukewarm shower instead of a hot one, will have you loving your skin again.

[Submitted by Many Little Blessings](#)



41 - Eat for Your Skin

Did you know that eating different foods benefits your skin in different ways? Eat grapes and berries for wrinkles. This post lets you know the specific foods that are beneficial for a variety of conditions.

[Submitted by Chic in Flip Flops](#)

42 - Natural Skincare Product

The Delizioso Skincare products are natural and gentle. They are highly recommended for the entire family.

[Submitted by miskellany](#)

43 - Favorite Facial Product

Burt's Bees® Citrus Facial Scrub is highly recommended as a great value, and it smells good too. It is natural, inexpensive, and makes the skin feel soft.

[Submitted by A Work in Progress](#)

44 - All-Natural Face Wash

Honey is an anti-bacterial, all-natural resource that is an excellent facial cleanser. See the best way to use it here.

[Submitted by The Earthling's Handbook](#)

45 - Natural Facial Cleanser

Are you looking for an all-natural facial cleanser? The Oil Cleansing Method may be just the thing your face is looking for.

[Submitted by Adorkable](#)

46 - The Secret to Better Skin

We all want better skin, right? This tip claims to be the secret: the Oil Cleansing Method combined with the Olay® Professional ProX.

[Submitted by Pursuing Joy](#)

47 - Get Rid of Your Shaving Cream

Need a natural alternative to shaving cream? Use coconut oil instead!

[Submitted by Gabrielle's Journey to Real Stuff](#)

48 - All-Natural Skin Moisturizer

Cocount oil is a wonderful moisturizer that is anti-bacterial and anti-fungal. It smells great, too! There are also other great skin uses for this natural product.

[Submitted by The Mulberry Spot \(link removed, site no longer exists\)](#)



49 - DIY Lotion Bars

Here is an easy recipe to make your own lotion bars. You need just 4 ingredients and a microwave.

[Submitted by Shouting for ha](#)

50 - Homemade Lip Balm

This recipe uses equal parts shea butter, beeswax, and coconut oil to create a moisturizing lip balm the whole family can enjoy. Read on to see where to get empty containers and how to fill them easily.

[Submitted by Real Food Healthy Living](#)

51 - 7 Natural Beauty Products

Did you know you can make your own deodorant with a baking soda and coconut oil blend? Also try these natural substitutes for lotion, toothpaste, facial toner, mascara remover, tooth whitener, and hairspray!

[Submitted by Wellness Mama](#)

52 - Almond Sugar Scrub

Looking for a natural exfoliator you can whip up in your kitchen? This almond-scented scrub makes a great gift for others or yourself.

[Submitted by The Cutting Back Kitchen](#)

53 - Citrus Bath Salts

This invigorating bath salt recipe requires coarse sea salt, baking soda, and lemon and orange essential oils. It feels great in a warm bath.

[Submitted by A Delightful Home](#)

54 - Makeup Brush Holder

Need a place to store your make-up brushes and protect them from being damaged? For just \$2.50, a small vase filled with glass stones is a perfect solution.

[Submitted by Cousez Parfait](#)

55 - Caring for Makeup Brushes

It is important to keep your makeup brushes in good condition. This post tells you how to wash your brushes and make them last.

[Submitted by While He was Napping](#)

56 - Safer Makeup

Looking for organic makeup? Read this post for a product suggestion that is safer and affordable.

[Submitted by Real Food Healthy Living](#)



57 - DIY Eye Makeup Remover

Removing mascara without using chemicals can be tough. A dab of organic olive oil and a soft rag does the trick and it leaves your skin soft and glowing.

[Submitted by Small Steps on Our Journey](#)

58 - Salvage Broken Eye Shadow

Ever drop your favorite eye shadow and have it break into pieces? This tip tells you how you can salvage it.

[Submitted by Loving My Domestic Life](#)

59 - Eyebrow Threading

Could your eyebrows (or upper lip) use a little attention but your skin is sensitive and doesn't tolerate waxing well? Threading may be the alternative you need.

[Submitted by Pragmatic Compendium](#)

60 - At-Home Manicure

A professional manicure is great, but it can be expensive too. Here are step-by-step instructions to give yourself the perfect manicure at home.

[Submitted by Sarah's Deals](#)

61 - No-Heat Curls

Looking for a quick and easy way to create curls? Tucking your hair into a stretchy headband and sleeping on it is a great way to achieve no-heat curls.

[Submitted by Chocolate Moments](#)

62 - Choose Clothes for Your Body Shape

Knowing how to choose the right clothing for your body shape is a key to looking great. This informative post describes all body types and gives suggestions each figure should wear and avoid.

[Submitted by While He Was Napping](#)

63 - Affordable Fall Style

Want to know how to follow fall styles and trends and do it affordably? This post includes several suggestions on how to do just that.

[Submitted by Scribbles From Emily](#)

64 - One Shirt, Three Looks

Here's an idea to achieve three great looks with one shirt. This post will show you three ways to wear an Old Navy® sleeveless wrap top.

[Submitted by Aspiring New Moms](#)



65 - Knot Your Belt

Think you can only fasten a belt the normal way? Here are 4 fresh ways to knot a skinny belt.

[Submitted by the mombot](#)

66 - How to Buy Skinny Jeans

Love skinny jeans but need a little help buying them? Check out these pointers, like possibly going down a size to make them fit properly.

[Submitted by Modern Mrs Darcy](#)

67 - Add an Accessory

Have a simple outfit that could use a boost? Using an oversized silk flower is a great way to instantly dress up an outfit.

[Submitted by Water Water Everywhere](#)

68 - Fashion Remix

Mixing up colors and patterns with various textures can create a cute ensemble.

[Submitted by Of Such is the Kingdom](#)

69 - Make Your Own Necklace

Using ribbon and pearls, here is a simple way to create your own necklace and bracelet.

[Submitted by Creative 2x Mom](#)

Blogging



"I think the pleasure of completed work is what makes blogging so popular. You have to believe most bloggers have few if any actual readers. The writers are in it for other reasons. Blogging is like work, but without coworkers thwarting you at every turn. All you get is the pleasure of a completed task."

- Scott Adams





[Amy Lynn Andrews](#)

When and why did you start blogging?

I started blogging when I was a struggling pastor's wife, hoping that others could relate to my story. Eventually I enjoyed the blogging process so much I began teaching others how to do it too.

How would you describe your blog's content and feel?

I have a few blogs. My main blog today provides tips, tools and tutorials for new and not-so-new bloggers.



70 - 10 Steps to Starting a Blog

Blogging can be overwhelming for a newbie. Here are 10 easy steps to get you started.

[Submitted by We are THAT family](#)

71 - Set Goals

Deciding what you want your blog to be is crucial to successful blogging. These tips help you do just that.

[Submitted by A Young Wife's Tale](#)

72 - Blogging As a Ministry

Here are some important questions to ask yourself as a blogger and 10 excellent blogging resources.

[Submitted by Holy Spirit-Led Homeschooling](#)

73 - Monetize with Affiliate Networks

Affiliate marketing can be confusing and overwhelming. This post offers a basic overview for you to consider when monetizing your blog.

[Submitted by Moneywise Moms](#)

74 - Monetize with Amazon

Being a part of Amazon's affiliate program is a great way to get started monetizing your blog. This post gives a basic overview on doing so with this trusted retailer.

[Submitted by Moneywise Moms](#)



75 - Monetizing Ideas

Read what one successful blogger did to begin the sometimes challenging job of monetizing her blog.

[Submitted by Blogging with Amy](#)

76 - Keys to Participating in Blog Carnivals

Blog carnivals are only growing in popularity in the blogosphere. These key tips will help your link get noticed.

[Submitted by Blogging with Amy](#)

77 - Memes for Accountability

Participating in weekly memes is a great way to blog regularly and build your traffic.

[Submitted by Moneywise Moms](#)

78 - Guest Posting

See how guest posting on other blogs helped grow this gal's blog and why she recommends others to do the same.

[Submitted by Family Friendly Frugality](#)

79 - Blog Networking Groups

Collaborating with other bloggers in a networking group is a great way to learn and take your blog to the next level.

[Submitted by Many Little Blessings](#)

80 - Making (Real) Blogging Friends

Read one woman's encouraging story of taking online blogging relationships to a new (real-life) level.

[Submitted by Small Steps On Our Journey](#)

81 - Blogging Schedule

Managing your time while blogging is a challenge. Many bloggers write with a schedule in mind to help them manage time and gain consistency.

[Submitted by Teri Lynne Underwood](#)

82 - Create Your Own Avatar

This blogger recommends using Gravatar, a free service that allows you to create a unique universal avatar.

[Submitted by Momicon](#)



83 - Custom Favicon

Learn how to create a custom favicon with these step-by-step instructions.

[Submitted by While He Was Napping](#)

84 - Write an E-book

Have you thought of writing your own e-book? This expert shares tips that you will want to read before venturing out into creating your own e-book.

[Submitted by Blogging with Amy](#)

85 - Increase your Traffic

These helpful tips will give a boost to your traffic and teach you how to snag new subscribers.

[Submitted by Moneywise Moms](#)

86 - 20 Ways to Improve Your Blog

This is a must-read post! It is filled with helpful tips that will improve your online presence.

[Submitted by Crystal & Co.](#)

87 - Recommendations to Better Your Blog

This list of 10 things not to do on your blog will take your blog to the next level.

[Submitted by While He Was Napping](#)

88 - Tips to Success

Want to create a great blog that reflects you? Here are 8 tips, which include creating community.

[Submitted by Erin at Closing Time](#)

89 - Time-Saving Tips

This post is full of excellent tips, recommended plug-ins, and sites to help you streamline your efforts and save valuable time.

[Submitted by Titus 2 Homemaker](#)

90 - Get Comments on Your Blog

Comments aren't the end result, but they do make a blogger feel connected to their readers. Here are some great insights into getting the feedback you'd like.

[Submitted by We are THAT family](#)

91 - Self-Hosting Your Blog on WordPress

Have you thought about moving your blog? It can be overwhelming and intimidating. These tips can help you gauge if it's the right choice for you.

[Submitted by Family Friendly Frugality](#)



92 - Windows Live Writer

Windows Live Writer is a cool program with many great features. This post talks about the benefits of using it.

[Submitted by While He Was Napping](#)

93 - Web Tool: Text Expander

This little Mac tool is recommended to save you time entering countless keystrokes with customized abbreviations for your frequently-used text strings and images.

[Submitted by the Pixel Boutique](#)

94 - Blogging Help for Non-Programmer

Blogging can be a different language--literally! HTML, CSS, SEO, huh? Here are some helpful tips for the non-programmer.

[Submitted by A Busy Mom of Two](#)

95 - Organize Your Tabs

Bloggers are busy people who often multi-task online. Streamline your open tabs with this easy tip.

[Submitted by Blogging with Amy](#)

96 - Blog Spacing

Sometimes it can be frustrating to get your spacing just right in your blog posts. Using Notepad can help.

[Submitted by Happily Managing a Household of Boys](#)

97 - Enable Your Email

Do you use Blogger? Check out these step-by-step instructions for enabling your email.

[Submitted by While He Was Napping](#)

98 - Add an Email Link to a Blog Post

Want your blog readers to email you? Use these instructions to make it easy to connect.

[Submitted by Bloguistics](#)

99 - How to Highlight a Section of Text

This step-by-step tutorial will guide you in highlighting text on your blog to give it an element of style.

[Submitted by Blogging With Amy](#)



100 - Overview of Facebook

Are you still holding out on joining Facebook? This overview will help answer some basic questions to see if it's right for you and your blog.

[Submitted by Parenting Miracles](#)

101 - How to Use Google Reader

These step-by-step instructions will help you organize and keep up with your favorite blogs.

[Submitted by Family Friendly Frugality](#)

102 - The Blogger's Pinterest User Guide

Confused about copyright issues? Want to use Pinterest to bring traffic to your blog? Read this excellent post with tons of helpful hints.

[Submitted by Blogging with Amy](#)

103 - Protecting Your Pictures Online

It is great to use pictures on your blog, but be sure they are protected. Keep your pictures from being taken from your blog by using watermarks as well as slide shows.

[Submitted by Happily Managing a Household of Boys](#)

104 - Flickr Slideshow Tutorial

This quick video will show you how to embed video into a post.

[Submitted by Momicon](#)

105 - Free Blog Bling

Here's a page of links to help you find free pictures and tools for your blog.

[Submitted by Are We There Yet?](#)

106 - Online Tools for Bloggers

Here are 4 free online tools that can help you speed up your blog and simplify your life in other ways.

[Submitted by We are THAT family](#)

107 - Blogging Myths

This humorous post on what not to do as a blogger is proof that there isn't one road to blogging success.

[Submitted by Bake at 350](#)

108 - You Know You're a Blogger When...

If you're a blogger, this post will bring a smile to your face.

[Submitted by My Life and Kids](#)

Cleaning



“Cleaning your house while your kids are still growing is like shoveling the walk before it stops snowing.”
- Phyllis Diller, *Phyllis Diller's Housekeeping Hints*, 1966

I don't get excited about cleaning my house. (I once found I had a leak in a wall because I left a dusting rag on the floor and found it sopping wet when I picked it up a week later.) As I collected these cleaning tips, I found myself motivated to deep clean more than usual. This meant tackling the 20-foot stairwell in my house that had been collecting cobwebs (and live spiders) for the past 6 years. I couldn't find anything long enough to clean it, so I improvised. I used a rubber band to secure a clean towel around a roll of toilet paper and chucked it at the ceiling until the cobwebs were gone. (I never did find the spiders.) My two-year-old found this hilarious. As my example proves, cleaning can provide excellent exercise and entertainment.
- Jennifer De Groot





i Dream of Clean, Christine

When and why did you start blogging?

Soon after becoming a stay-at-home mom in 2010, I won a ticket to a blogging conference where I met some amazing women running blogging businesses. Since I had just left the corporate world and a career I loved, the thought of working part-time from home appealed to me greatly.



At the same time our 740-square-foot, one-bedroom high-rise in the city was up for sale and I was constantly cleaning for showings. Keeping a clean home was always on my mind! I knew other moms could relate even if they weren't in the process of selling their home. Thus, the idea for iDreamofClean was born.

How would you describe your blog's content and feel?

My goal on iDreamofClean is to provide quick organizing and cleaning tips for the busy mom. Most tips are short and to the point, perfect for moms who need to spend their time accomplishing their to-do list instead of surfing the internet.

What's the best tip you've found from WFMW?

I've found so many fantastic tips on WFMW that it's hard to just pick one! I've found tips ranging from "how to make a blog button" to "how I organize recipes." I'm rarely disappointed with WFMW tips!

How has being a part of WFMW changed your blogging experience?

Since hundreds of blogs link up every week, there are always relevant tips to be found as well as new bloggers to connect with. I love the fact that I can always find a new blogger that has a tip that will make my life easier.

109 - A Giant Book About Housekeeping

Need to know how to clean floors? Clueless about mopping? This post recommends a book on housekeeping that is full of information you need to know.

[Submitted by Modern Mrs Darcy](#)



110 - Cleaning Index Card System

If cleaning isn't your thing, check out this system, based on *Side-Tracked Home Executives*. Having tasks on index cards makes this mom's cleaning routine easier.

[Submitted by Family Style School](#)

111 - Hardest First

When faced with a list of housework tasks, do the one you dread the most first.

[Submitted by Girls to Grow](#)

112 - Feeling Clean

Even if you don't have time for a deep clean, keep up on the chores that make you at least *feel* like your house is clean. See this homemaker's must-do list (and her favorite candle for feeling relaxed).

[Submitted by Superchikk](#)

113 - The House Check

Just 10 minutes of time before bed can make a big difference. Get the whole family involved and check the house, pick up, and put away anything that needs to be put away.

[Submitted by This Gal's Journey](#)

114 - 10 Fun Ways to Clean with Kids

Time yourselves, delegate, sing, make it a game, and many more fun ways to involve your kids in cleaning.

[Submitted by Having Fun at Home](#)

115 - Random Acts of Tidiness

Dresser drawers, the freezer, and the spice cabinet can become over-stuffed and out of control. Take time to tackle those projects and do needed purging.

[Submitted by Joyful Homemaking](#)

116 - Decluttering

Make decluttering a separate task on your cleaning list and do it before you start cleaning. Explore these suggestions for getting this necessary task done.

[Submitted by So, I Married a Mennonite](#)

117 - Baking Soda

A paste of baking soda and water can clean many items around your house, from tea kettles to the coffee stains in your mugs. See how this wonder chemical can remove stains and neutralize odors.

[Submitted by Stain-Removal-101.com](#)



118 - Magic Eraser®

This is one of many WFMW tribute posts to the wonders of the Magic Eraser®. Use it to clean your shower or for so much more!

[Submitted by Gospel Homemaking](#)

119 - Magic Eraser® Substitute

If you're looking for a cheaper way to remove scuffs from walls, try this method with a baking soda paste.

[Submitted by Moms in Need of Mercy](#)

120 - Green Cleaners

You can clean your microwave with a mix of half vinegar and half water. (Heat for a few minutes in a microwave-safe container, let it sit for a couple of minutes, then wipe clean.) See more ideas of what to do with baking soda, hydrogen peroxide, and vinegar.

[Submitted by Modern Gal](#)

121 - More Green Cleaners

If you're looking to convert to more natural cleaners, see this great list that features everything from vinegar to commercial products like Biokleen™ Bac-Out and Norwex® microfiber cloths, which can be used with just water. Another tip: Wool dryer balls in your dryer can speed up drying time.

[Submitted by Kitchen Stewardship](#)

122 - Fresher Brushing

Do you know how often you're supposed to replace your toothbrush (or what's living on it)? Get a little more mileage out of your toothbrush by putting it in the microwave for 30 seconds or by pouring hydrogen peroxide over it. (NOTE: Not that you would do this, but don't put battery-powered toothbrushes in the microwave. - Jennifer De Groot)

[Submitted by i Dream of Clean](#)

123 - Clean Your Curling Iron

If your curling iron has buildup from the hair products you use, clean it with this method using rubbing alcohol. See the comments for additional suggestions.

[Submitted by TheFrugalGirls.com](#)

124 - Showerhead Cleaner

Have a dirty showerhead? Use vinegar, which works great to clean off hard water buildup.

[Submitted by Frugal in Florida](#)



125 - A Cleaner Shower

Keep your shower cleaner by drying it out after every use with a squeegee. Keep it handy by hanging it on a suction cup in or by the shower.

[Submitted by We Are THAT family](#)

126 - Cleaning Shower Doors

Here's a tip for getting those shower doors sparkling clean again. Try used dryer sheets to do the job.

[Submitted by Frugal in Florida](#)

127 - Clean Your Vinyl Shower Curtain

Did you know most shower curtains can withstand a spin in your washing machine? See these instructions to get a clean shower curtain with less elbow grease.

[Submitted by Unintended Housewife](#)

128 - Epsom Salt Bathtub Scrub

Looking for a way to clean without using harsh chemicals? Try this tip, using grapefruit and Epsom salt, to clean your tub.

[Submitted by Mama Kautz](#)

129 - Natural Drain Cleaner

Are your sinks or showers draining at the pace of a trickle? Try this baking soda and vinegar method to clean out clogged drains.

[Submitted by Stretch Mark Mama](#)

130 - Clean Your Baseboards

A kitchen broom can work wonders on dusty baseboards. If that's not enough, try a damp rag or one of these other ideas.

[Submitted by Real Food Healthy Living](#)

131 - Creative Dusting Tool

Dusting small spaces can be challenging. Clean out dusty nooks and crannies easily with canned air.

[Submitted by Sunrise to Sunset](#)

132 - Inside Shoes

Keep your floors cleaner by designating one pair of shoes for indoor use only. Keep the inside pair easily accessible.

[Submitted by It Feels Like Chaos](#)



133 - Cheaper Swiffer® Refills

Did you know you can make your own replacement Swiffer® covers? Try using baby burp rags as the cover and mix up this eco-friendly cleaning solution.

[Submitted by Small Steps on Our Journey](#)

134 - Clean Your Dishwasher

If you're getting sub-par results from your dishwasher, maybe it's time to clean it out. See how this blogger disassembled and cleaned her appliance.

[Submitted by Sidetracked Sarah](#)

135 - Quick Dishwasher Tip

Here's a little tip to save you time when you unload the dishwasher. Sort the utensils by type when loading dirty dishes and putting them away will be quick and easy.

[Submitted by Unintended Housewife](#)

136 - Dishwasher Rinse Aid

Replace costly rinse aids with vinegar and food coloring. See the comments for several dishwasher detergent recipes.

[Submitted by Whole New Mom](#)

137 - Cleaning Dirty Pans

If you accidentally burn something in your pan, don't give up. Use this remedy with dishwashing soap and liquid -- no scrubbing necessary!

[Submitted by Turned Loose](#)

138 - How to Clean Gas Stove Grates

Want to save time and energy cleaning the gunk off your stove grates? Use this method with ammonia and a scouring pad.

[Submitted by A Busy Mom of Two](#)

139 - Clean Out Your Refrigerator

There's a difference between knowing you're supposed to do something and actually doing it. If you need to catch up on cleaning your refrigerator, follow these 8 steps to get it sparkling and organized.

[Submitted by Life as Mom](#)

140 - Clean Your Oven and Stovetop

Check out these steps to cleaning your oven and stovetop (and keeping them clean) with cheap materials like baking soda and salt. Another great tip: Make it easy to sprinkle baking soda by keeping it in an empty parmesan cheese container.

[Submitted by Kitchen Stewardship](#)



141 - How to Get Rid of Countertop Stains

Have a stain on your countertop? This post will show you how to get it cleaned up.

[Submitted by Clumsy Crafter](#)

142 - Remove Funky Smells from a Bedroom

Although it's hard to describe with words, the smell coming from your bedroom is easy to identify with your nose. Keep it in check with frequent laundering and these 4 tips.

[Submitted by Mama's Laundry Talk](#)

143 - Remember to Flip Your Mattress

Do you forget which way your mattress needs to be turned? You'll flip for this easy solution (corny pun intended).

[Submitted by i Dream of Clean](#)

144 - Clean Your Laundry Room

Make sure you clean your cleaning appliances every now and then. Follow these instructions to keep your washer and dryer in top shape.

[Submitted by Real Food Healthy Living](#)

145 - Cleaning White Wood Furniture

Have your kids colored with crayon on the table? You could mix up a paste with baking soda and water to get it cleaned up or you could leave the crayon marks just the way they are.

[Submitted by A Wife Loved Like the Church](#)

146 - Clean a Whiteboard

Even if your dry erase marks have been on your whiteboard for awhile, clean them off with this method. Rub on toothpaste (with baking soda), let it dry, and then wipe it off with a wet rag. If you have permanent marker, remove it with another household staple.

[Submitted by Milehimama](#)

147 - Remove Permanent Marker

Here's another solution for removing permanent marker from a whiteboard or other objects. Color over the mark with a dry erase marker, let it dry, and then rub it off.

[Submitted by Proverbs 30 One](#)

148 - 5-Minute Car Cleanup

Take just 5 minutes every week to clean the trash out of your car and put things back where they go in your house.

[Submitted by Making Time for Mom](#)

Crafts



Keep calm and get your craft on.

I love arts and crafts. It's the one thing we do together as a family that brings unity and by unity, I don't mean we always share the glue. But art always produces something unique.

Notice I didn't say beautiful.

- Kristen Welch, We are THAT family





Smockity Frocks, Connie

When and why did you start blogging?

I began my blog in 2007 to sell my oilcloth aprons and to see if I could crack my husband up while he was at work. I considered myself a success if he called me during the day laughing about one of my posts.



How would you describe your blog's content and feel?

SmockityFrocks.com is a lifestyle blog written by Connie Hughes, mother of 8. It is updated daily with tips on parenting, crafts, recipes, frugal living, large family management, homeschooling, and more, with a healthy dose of humor.

What's the best tip you've found from WFMW?

Using vacuum-sealed bags for packing.

How has being a part of WFMW changed your blogging experience?

WFMW helped me develop a routine of posting helpful tips or tutorials every week.

149 - Rolled Rosettes

If you're looking for an easy way to glam up a gift, create these elegant rosettes with scrapbook paper, scissors, and a glue gun.

[Submitted by An Original Belle](#)



Photo by [H. Rae of An Original Belle](#)

150 - No-Sew Fabric Flower

Want to make a fabric flower without a single stitch? Make these cheerful flowers by folding, cutting, pinning, and hot gluing with these instructions.

[Submitted by Bird's Party](#)

151 - Paper Flower Bouquet

A paper bouquet, made with folded scrapbook paper and a glue gun, can cheer up a vase, your fridge, or a gift. Use this tutorial to make your own.

[Submitted by Striving to be More](#)



152 - Scrabble Tile Pendants

Turn Scrabble tiles into jewelry with this tutorial. You'll need both Mod Podge® and art gel to transform your tiles.

[Submitted by Daily Dwelling](#)

153 - Design Your Own Fabric

Looking for personalized fabric? Numerous sites, including Spoonflower.com, allow you to turn your own designs into fabric, which you can order by the yard.

[Submitted by The Red Chair Blog](#)

154 - Fabric Storage

Store your fabric stash by mimicking the bolts found in fabric stores. You'll need a bookshelf, pins, and foam core board.

[Submitted by The Little Green Bean](#)

155 - Easter Egg Book Page Wreath

Vintage book pages dress up anything. Make this festive wreath with plastic Easter eggs and an old book.

[Submitted by Lemon Tree Creations](#)

156 - Birthday Balloon Wreath

Celebrate a special birthday girl or guy with this reusable wreath. All you need is a straw wreath, colored balloons, and floral pins.

[Submitted by Hoosier Homemade](#)

157 - Scarf Wreath

Dress up a wreath form quickly with this solution. Wrap a winter scarf around the form and add some greenery.

[Submitted by Homework](#)

158 - Pinecone Flower Wreath

Use this tutorial to transform pinecone pieces into flowers. Hot glue them to a wreath form for a beautiful fall wreath.

[Submitted by The Boatwright Family](#)

159 - Paper Leaf Wreath

Adorn your door or window this adorable paper leaf wreath. It's easy to make and very eye-catching.

[Submitted by Pink Umbrella Photography](#)



Erin A. Keith
of [Lemon Tree Creations](#)



160 - Corn Husk Wreath

Looking to dress up your door for fall? This inexpensive wreath is made with just a wreath form, straight pins, and corn husks.

[Submitted by How Does She?](#)

161 - Henna Pumpkin

Turn a pumpkin into a work of art without using a knife. Decorate a real (or faux) pumpkin with puff paint in a henna design.

[Submitted by Crystal & Co.](#)

162 - Leaf Wrapping Paper

Celebrate fall with this adorable (and easy) homemade gift wrap. Dip a slightly smooshed toilet paper tube in paint and stamp on freezer paper.

[Submitted by Frugal Family Fun Blog](#)

163 - Fall Pumpkins

Follow these 2 easy tutorials to create festive fall pumpkins using toilet paper rolls and dryer vent tubing. (Bonus: You can reuse the toilet paper roll later, but probably not the dryer vent.)

[Submitted by Moore Minutes](#)

164 - DIY "Nest" Blocks

Create these cute wooden blocks to decorate a shelf or table.

[Submitted by Cooking Up a Family](#)

165 - Six-Sided Block Puzzle

Create a frugal, non-toxic toy for your kids. This multi-faceted wooden puzzle comes together easily with Mod Podge® and a children's book you don't mind repurposing.

[Submitted by Muses of Megret](#)

166 - Rosette Mobile

Looking for a sweet baby gift? See how this crafter turned a ball, a dream catcher, and crepe paper into a beautiful mobile.

[Submitted by Lemon Tree Creations](#)

167 - Handmade Felt Books

Younger kids will love playing with these soft books that can be modified to any skill level. See these ideas for practice (such as zipping a zipper) and fun.

[Submitted by Smockity Frocks](#)



168 - Educational Photo Books

If you notice a sale on digital photo books but are short on ideas, try one of these 5 ideas that appeal to children. Here's one idea: Create a local science book from pictures you take on nature walks.

[Submitted by Saving and Giving](#)

169 - Rain Gutter Bookshelves

Display the front covers of children's books with these bookshelves made from vinyl rain gutters. Follow this 10-step tutorial for this practical DIY project.

[Submitted by Raising Olives](#)

170 - Magnetic Wall

Did you know you can purchase magnetic paint? Turn an underused wall in your house into a magnetic display with these helpful hints.

[Submitted by Raising Olives](#)

171 - Chalkboard Paint

Create your own chalkboard paint with paint and unsanded tile grout. Follow this simple tutorial to transform a surface into a usable chalkboard.

[Submitted by Raising Olives](#)

172 - MYO Wall Decals

Want peel-and-stick wall art without the sticker shock? Try this solution with contact paper, scrapbook paper, and Mod Podge®.

[Submitted by Gluesticks](#)

173 - DIY Photo Words

Did you know that you can create custom word art out of free photographs available on the internet? Use the hints and links on this site to create your own photo words at a fraction of the cost.

[Submitted by Little Lizard King](#)

174 - Woven Pin Board

Weave burlap to makeover a boring bulletin board. This project, inspired by the Jones Design Company, is so cute!

[Submitted by Living in the Woods](#)

175 - DIY Framed Dry Erase Board

This idea is easy to make and creates a practical, cute place to write down important memos. You might even have the materials hanging around.

[Submitted by Joyful Homemaking](#)



176 - PVC Napkin Rings

Turn PVC pipe into personalized napkin rings with this step-by-step guide. Kids will have fun sanding and decorating their own rings.

[Submitted by The Cardamom's Pod](#)

177 - Homemade Play Dough

These step-by-step directions (with lots of pictures) make creating your play dough as much fun as playing with the finished product. It's also non-toxic, made with common pantry ingredients like flour, salt, and cream of tartar.

[Submitted by A Wife Loved Like the Church](#)

178 - Sidewalk Chalk

Did you know you can make your own sidewalk chalk from plaster of paris and food coloring? This tutorial shows you how to mix and mold them. (What you draw or write is up to you!)

[Submitted by How Does She?](#)

179 - How to Dye Pasta

Colored pasta crafts never go out of style. Rubbing alcohol and liquid food coloring create vibrant results with this tutorial.

[Submitted by Many Little Blessings](#)

180 - Ice Ornaments

This craft is easy to make in winter weather (or in your freezer) with a minimum of materials. Check out the 5-step instructions and accompanying children's book for inspiration.

[Submitted by Red Ted Art's Blog](#)

181 - Domino Ornaments

Looking for a fun Christmas craft to do with your kids? Decorate Domino pieces and turn them into ornaments to keep or give away to your guests this holiday season.

[Submitted by Raising Olives](#)

182 - Cardboard Box Crafts

Kids can turn cardboard boxes into anything. This roundup of 50 ideas (with everything from a loom to a light box) will get your creative juices flowing as well.

[Submitted by Red Ted Art's Blog](#)

183 - Bottle Top Stamps

To create these stamps, place foam sticker shapes on clean bottle tops. Dip in paint and stamp away.

[Submitted by Vanessa's Values](#)



184 - Eraser Stamps

Want a quick way for kids to "write" their names? Turn a rubber eraser into a rubber stamp with a sharp knife.

[Submitted by Someday Crafts](#)

185 - Homemade Paper

Recycle paper scraps into new paper. This is a fun and messy project that your kids can do too.

[Submitted by MississippiMom.com](#)

186 - Clean Up Tips

Crafting with kids can be fun -- and messy! This mom's 10 tips, like using a lint-roller brush to clean up glitter, make crafting and clean up a snap.

[Submitted by Crunchy & Green](#)

187 - Greeting Card Gift Box

If you can't bear to throw away your greeting cards, consider making a gift box out of them with this tutorial. The author suggests filling them with gift cards or jewelry.

[Submitted by The Jammie Girl](#)

188 - Transform Torn Girls Tights

If you're sick of flimsy (and expensive) girl's tights, read through this tutorial. Transform torn or holey tights into funky (and cheap and sturdy) leg wear with a pair of knee-high socks.

[Submitted by Choose to Thrive Blog](#)

189 - Outgoing Mail Holder

Create a place to put the mail by using spray paint and a thrifted find.


[Submitted by The Prudent Pantry](#)

Décor



“I would be most content if my children grew up to be the kind of people who think decorating consists mostly of building enough bookshelves.”

- Anna Quindlen






Moore Minutes, Lisa Moore

When and why did you start blogging?

I started blogging in 2009 after a friend pushed and persuaded me to start. She knew that I would love it and she was absolutely correct!

How would you describe your blog's content and feel?

My blog has a small, boutique feel filled with my love of finding joy and beauty in everyday living. The content is focused on homemaking and redefining housewives, showing how modern housewives can make every moment lovely for our families.



What's the best tip you've found from WFMW?

A couple years ago I saw someone use mason jars for beverages and that was my introduction to the fun and versatile mason jar! It was one exciting tip of many found on WFMW.

How has being a part of WFMW changed your blogging experience?

WFMW propelled my blogging passion! Spending time reading the WFMW links was my introduction into blogs, opening my eyes to the amazing world of blogging. It was the first linky party I joined and remains unique and entirely helpful because of its HUGE source of simple, everyday tips. I have applied many of these in my own home sweet home.

190 - Words That Inspire

It's amazing the power that words can have on our lives. Consider adding some framed quotes or sayings to your house. Check out a few examples here.

[Submitted by Having a Hallelujah Good Time](#)

191 - Decorate with Nature

These pictures and ideas will inspire you to adorn your home with elements of nature, like wheat and hay.

[Submitted by Choose to Thrive](#)

192 - Add Detail to Any Room

Here's a simple and affordable way to add detail to any room. Add cording around chair railing or moulding for an extra pop.

[Submitted by Conspicuous Style](#)



193 - For Your Walls

Art can be expensive! Want to decorate your walls on a budget? Take a look at these 9 sources of free and inexpensive artwork.

[Submitted by The Family CEO](#)

194 - Decorate a Small Space

Don't let a small space stop you from creating the atmosphere you desire. Here are some great ideas for apartments and dorm rooms.

[Submitted by Scribbles From Emily](#)

195 - Create an Art Wall

Display your kids' art and create a beautiful work of art. I love where this family created theirs.

[Submitted by The Sullivan Sitcom](#)

196 - Creative Art Display

Do you have more kid's art than space? Using a curtain rod to display the art is a great idea that spices up a wall!

[Submitted by The Farmer's Wife Tells All](#)

197 - Playroom Alphabet Décor

Adorn your playroom walls with cute alphabet letter cards to inspire and add a dash of color.

[Submitted by Worthy of the Prize](#)

198 - Frame Your Mantle

This large, easy-to-make wooden frame looks fabulous on a mantle. Plus, check out a really great mantle idea.

[Submitted by Lemon Tree Creations](#)

199 - Dress Up a Frame

Personalize a plain frame with a dash of lace. This turns a regular frame into something beautiful for your home.

[Submitted by Love Stitched](#)

200 - Creative Picture Hanging

Pictures are a fantastic way to decorate. You don't have to use frames with these creative ideas!

[Submitted by the mombot](#)



201 - Frugal Easter/Spring Décor Ideas

Don't let a slim budget stop you from a big statement. It's amazing what a can of spray paint can do to create cute décor!

[Submitted by House of Hepworths](#)

202 - Summer Bunting

This cute pennant is so bright and cheery. Easy tutorial included!

[Submitted by the mombot](#)

203 - Fantastic Fall Mantle

Mantles are often the hardest part of the home to decorate. This idea for autumn is sure to have you "falling" in love!

[Submitted by Hoosier Homemade](#)

204 - Fall Wreath Ideas

These cute and stylish wreaths are so fun. Get some great ideas for your fall door.

[Submitted by Alderberry Hill](#)

205 - Winter Décor

Here are some simple ideas capturing the white and beauty of winter in all of its glory.

[Submitted by Moore Minutes](#)

206 - Stunning Christmas Tablescapes

Here are 10 amazing tables all decked out for the holidays. This is a wonderful variety of ideas!

[Submitted by The Saturday Evening Pot](#)

207 - Christmas Mantle

These gorgeous ideas and pictures are sure to get you in the spirit!

[Submitted by How Does She?](#)

208 - A Merry Mantle

This beautiful mantle captures the Christmas spirit with its natural elegance.

[Submitted by Moore Minutes](#)

209 - Fresh Wintertime Décor

Don't let the winter blues get you down. Freshen up your home with natural elements.

[Submitted by Moore Minutes](#)



210 - Freshen Up a Bedroom

You don't have to do a major overhaul to a room to change up the décor. Focus on these 4 areas: bedding, accessories, wall (decals), and repurposing furniture you already have.

[Submitted by Happy Homemaker Reviews](#)

211 - Nightstand Makeover

Want to see what paint and new hardware can do? Check out the tale of 2 nightstands.

[Submitted by The Decorating Chica](#)

212 - Coffee Table Makeover

Here's a great way to makeover a Craigslist find! This coffee table was stained on the top, painted and glazed on the bottom, with beautiful results.

[Submitted by Delightful Deets](#)

213 - Furniture Makeover

Do you have any projects you have been meaning to complete? Take a look at this chair re-do and painted table for some inspiration.

[Submitted by Live, Love, Craft.](#)

214 - Trash to Treasure

You know the saying, right? One person's trash is another person's treasure. Take a look at this painted mirror that was found by the side of the curb.

[Submitted by Saving 4 Six](#)

215 - Updating Outdoor Furniture

Give old furniture new life with spray paint. This amazing chair makeover cost only a few dollars!

[Submitted by Money 4 This Not 4 That](#)

216 - Bathroom Makeover

What a difference removing wallpaper and framing a big mirror can make! Take a look at this cute kid's bathroom.

[Submitted by My Life and Kids](#)

217 - Sheets into Curtains

Turn a lovely pair of flat sheets into curtain panels in a couple of easy steps.

[Submitted by My Life and Kids](#)



218 - Turn Old Tablecloths into Curtains

Add a vintage flair to your house by repurposing tablecloths into cute curtains.

[Submitted by Pumpkin Pie Painter](#)

219 - Blackout Curtains

A great way to keep a room dark is with inexpensive blackout curtains. Keep them in place with hanging strips.

[Submitted by Simply Sweet Home](#)

220 - Painted Wallpaper

What an amazing transformation! This frugal idea (from the Jones Design Company) to paint on a wallpaper design changes the entire look of a room.

[Submitted by Living in the Woods](#)

221 - Faux Window Frame

Like the look of old windows? Here you'll find step-by-step instructions for creating your own faux window frame.

[Submitted by While He Was Napping](#)

222 - Faux Metal Wall Art

This is an impressive tutorial that teaches you how to turn paper into a work of art that looks amazing on your walls!

[Submitted by Suzy's Artsy Craftsy Sitcom](#)

223 - Refurbed Monograms

Decorate with monogram art created from items around the house.

[Submitted by Domestically Divine Divas](#)

224 - Streamlining Bookshelves

Bookshelves can be catchalls for papers and clutter. Organize books by size and color for a pleasing aesthetic.

[Submitted by Scribbles from Emily](#)

Frugality



A kindergarten teacher spent a few minutes each morning teaching a new word to her class. One day, the teacher said that the word for the day was "frugal." She explained that frugal meant "saving" and a frugal person is one who saves. She asked them to use the new word. A little girl raised her hand, "There once was a princess who was trapped in a tower. One day, she heard a young prince who was walking by and singing. The princess called out of the tower, 'Frugal me! Frugal me!' So, the prince frugaled her and they lived happily ever after."






Whole New Mom, Adrienne

When and why did you start blogging?

I started just a little over a year ago - in December of 2010. I had been thinking about starting a blog for a long time - basically as a way to share my knowledge base with others. I have been dealing with a child with life-threatening food allergies and autism for years, and my own health issues more recently. I wanted to be able to share recipes, health information and clean living ideas with a broader audience and also to have one place where all of the information was. What finally made me get started was a friend asking me for 3 recipes "asap." I just started a blog, put the recipes there, and that was the beginning :-).



How would you describe your blog's content and feel?

Most of my content is health recipes, green living ideas, DIY /"Make Your Own" recipes and kitchen tips, but I have some food activism and health topic posts.

The feel is ...hmmm...I think helpful and encouraging, but also real about the struggles that we face and how we sometimes have a rough time with what we've been given. I think it's really important to be real about the fact that life is hard and not just "show the good stuff" to my readers.

What's the best tip you've found from WFMW?

Ummm... I know that one I really liked that I am implementing is a spice storage idea. I'm almost done with it and will be showing it off soon! I thought that Kristen's tip for stickers inside of toddler's shoes was really adorable and helpful! My kids are too old for it now, but sometimes we all get goofed up!

How has being a part of WFMW changed your blogging experience?

I hadn't thought of myself as someone who had a TON to share, but WFMW has made me think more of how many practical ideas I can share that have worked in my life to make a whole foods, special diet (or just plain, not processed foods diet) work on a budget and taste great. So I am realizing that I have things to share and that I can be a help.



225 - Setting up a Budget

Does the word "budget" give you shivers? Check out this easy, 5-step guide to formulating a plan that works for you.

[Submitted by Getting Through the Day](#)

226 - Reframe Your Budget

Instead of thinking of your budget as a ball and chain, see it as something you create and direct.

[Submitted by Saving and Giving](#)

227 - Save with a Price Book

Keep track of the best grocery prices with a price book that lists the unit cost. Check out a link to a free printable to get you started and additional ways to save.

[Submitted by Pocket Change Gourmet](#)

228 - Digital Price Book

Take your price book one step further and track your prices electronically with this guide.

[Submitted by Quick and Easy, Cheap and Healthy](#)

229 - Stop Shopping

If your finances suffer when you shop 'til you drop, drop shopping (or at least browsing) for a period of time. Fewer temptations can lead to fewer impulse purchases.

[Submitted by Girls in White Dresses](#)

230 - 30-Day Rule

Stop impulse buys. Wait 30 days before purchasing something you want.

[Submitted by Help for Smart Moms](#)

231 - Start an Emergency Fund

Here are 5 ways to build up an emergency fund of \$1,000. One idea: Start bringing your lunches to work instead of eating out.

[Submitted by Saving and Giving](#)

232 - Using Credit Cards Wisely

Not everyone needs to cut up or freeze their credit cards. Follow these tips to use plastic to your advantage, like considering all purchases as if they were cash.

[Submitted by The Earthling's Handbook](#)



233 - Avoid Transaction Fees

Whether traveling abroad or at home, these pesky fees can add up. Research what charges your bank (or other financial institutions) levy and follow these helpful tips to reduce your expenses.

[Submitted by Modern Gal](#)

234 - Use Your Library

You probably know you can use your library as a source for books, CDs, and even new-release DVDs. Are you also aware of other resources that may be available to you, like an online music library or museum passes?

[Submitted by Chicagoland Homeschool Network](#)

235 - Use 10% Less

Follow this guide to saving on everything from toiletries to household staples. Write down the date when you open something and commit to making it last 10% longer next time.

[Submitted by The Saved Quarter](#)

236 - Expense Audit

Think you're getting the best deals from all of your home service providers? Make a quick call and see if you can save a little or a lot from your current vendors. See the script this frugalista used to save.

[Submitted by Pragmatic Compendium](#)

237 - Save on Electricity

Check if your power company charges more for using energy during peak hours. See if you can make any of these 10 changes to your lifestyle (like when you shower or run your appliances) to save on your utility bills.

[Submitted by Fake-It-Frugal](#)

238 - Utilize the Internet

Before calling for an expensive repair visit, check out the internet first. Chances are, someone else has posted a similar question and solution or you can locate a missing repair manual online.

[Submitted by Premeditated Leftovers](#)

239 - Use Cheaper Air Filters

Want to know what a furnace professional recommends for your home air filter replacements? Hint: It's not the most expensive filters, which can actually make your furnace work harder.

[Submitted by i Dream of Clean](#)



240 - Cell Phone Savings

Feel like you're paying too much each month just to talk? Check out this information about how to lower your bill through a traditional carrier or by switching to a pre-paid plan.

[Submitted by The Saved Quarter](#)

241 - Save on Auto Fuel

Keep more of your money at the pump with these 10 tips, including filling your gas tank when the outside air is cool.

[Submitted by i Dream of Clean](#)

242 - Low-Deductible Insurance Policies

Protect your new big-ticket purchase without paying a high deductible. Check with your existing home insurance company to see how much it would cost to create a new policy for that item.

[Submitted by Loving My Domestic Life](#)

243 - Cheap Workouts

Want to keep your body (and your wallet) in good shape? Check out these 10 great tips for inexpensive workouts, including watching free workout videos on YouTube.

[Submitted by Crystal & Co.](#)

244 - Save on Health Care

Health insurance companies can give you a headache without a cure. Check out this post for ways to save on health care costs, like shopping around for prescriptions.

[Submitted by Saving and Giving](#)

245 - Ask for a Discount

Sometimes it just takes a simple request to receive a discount. See if your local hospital or health care center will reduce your bill if you offer to pay it in full.

[Submitted by Bitterroot Mama](#)

246 - Keep Shopping Sales After Your Purchase

Don't assume you're done shopping after you're enjoying your new buy. Many retailers will allow you to receive a refund for the difference between what you paid and the sale price for a certain period of time after your purchase.

[Submitted by Mom's Plans](#)

247 - Post-Holiday Sales

Although it can be tempting to purchase items during holiday sales, the best prices are often after the holiday is over. See if you can save on these items by waiting a little.

[Submitted by Blogelina](#)



248 - Online Coupon Codes

Search for any current retailer discounts prior to making your online purchase. Use <http://www.retailmenot.com> or your favorite search engine.

[Submitted by Happily Domestic](#)

249 - 3 Online Purchase Websites

Check out this post before you buy your next item over the Internet. Earn a little cash back with sites like Swagbucks® and Ebates® and see an easy way to keep your wish list in one place.

[Submitted by Modern Mrs Darcy](#)

250 - Finding Coupons

Think coupons are just a relic of the Sunday newspaper? Try finding coupons in one of these 8 places, from the internet to stores themselves.

[Submitted by Life as Mom](#)

251 - Be a Coupon Fairy

If you can't use your coupons, pass them along to someone who can. See a few ways to get started.

[Submitted by Are We There Yet?](#)

252 - Saving for College

As a parent, you don't want to see your kid (or yourself) saddled with debt from rising tuition prices. See which of these long, medium, or short-term strategies can work for you.

[Submitted by The Family CEO](#)

253 - Saving on College Expenses

Let your high school student start taking community college classes so they can begin meeting requirements with low tuition. Check out this list of 14 other ideas to help finance that degree.

[Submitted by Premeditated Leftovers](#)

254 - College Textbook Savings

Even if you have a full tuition scholarship, textbook costs can add up quickly. This post has 18 ideas to save on these expensive books, such as using one of the price comparison sites listed.

[Submitted by Wealth Informatic\\$](#)

255 - DIY Bridal Package

See if your local florist offers this option to save money on special-occasion flowers. Make the bouquets and displays yourself or with a little help.

[Submitted by The Morris Tribe](#)



256 - Bulk Food Preservation

Keep your bulk food in edible condition by storing it well. See how to store large quantities of flour or other grains with oxygen absorbers.

[Submitted by Getting Freedom from Debt](#)

257 - Stockpiling Tips

If you can't use up the items in your stockpile before they expire, you could lose money, not save it. Read through these helpful tips to get the most from your stash.

[Submitted by The King's Court IV](#)

258 - Use Your Freezer

Did you know you save money by keeping your freezer full? Utilize this guide to 7 things that you can stock up on when they're on sale, including milk and eggs.

[Submitted by Mom's Plans](#)

259 - Flash Freeze Bulk Food

Can't use up all that bulk food right away? Check out this easy guide to flash-freezing the leftovers.

[Submitted by The Cardamom's Pod](#)

260 - Cheapest Food Storage

Using your freezer can be a great way to save money, but there are other forms of food storage that are even cheaper! Check out this price breakdown to see how dehydrating food can actually be the cheapest option.

[Submitted by Whole New Mom](#)

261 - Bulk Beef

Tired of paying premium prices for sub-par meat? See how buying a side of beef from a local farmer can help your grocery bills and your health.

[Submitted by The Diaper Diaries](#)

262 - Meat Cut Calculations

Easily convert boneless to bone-in meat prices with this helpful guide. Bring these formulas with you to the grocery store to calculate the actual costs of beef, pork, and chicken.

[Submitted by Milehimama](#)

263 - Reusable Plastic Storage Wrap

Reduce your plastic consumption by keeping leftovers fresh with a reusable plastic bag and rubber band. Commenters offer several other alternatives, including using a clean shower cap.

[Submitted by Whole New Mom](#)



264 - Foaming Hand Soap

Make your own foaming hand soap with 1 part liquid castile soap to 3 parts water. See how to make a peppermint version of this soap for the holidays and your own glass dispenser.

[Submitted by The Humbled Homemaker](#)

265 - Stretch Your Dish Soap

Use less dish soap by pumping it out of an oil dispenser. Using a glass oil dispenser can also give your kitchen a classier look than a plastic bottle.

[Submitted by Premeditated Leftovers](#)

266 - Dish Soap Spray

Get a little more use out of your dish soap by diluting it with water and spraying it on dirty dishes. This also includes a recipe to make your own foaming hand soap from dish soap.

[Submitted by Stop and Smell the Chocolates](#)

267 - Stretch Your Syrup

Mixing equal parts syrup and butter makes the syrup go farther and pour easier. Plus, it tastes great on pancakes.

[Submitted by Health Begins With Mom](#)

268 - Cheesecloth Alternative

Instead of purchasing disposable cheesecloth for the kitchen, use something reusable: cheap cloth diapers. Check out the comments section for additional ideas.

[Submitted by The Prairie Homestead](#)

269 - Frugal Green Food

Sometimes you'll end up paying a premium for greener foods. Check out these 10 ways to save, including switching your beverages to (mostly) water.

[Submitted by Eco-Novice](#)

270 - Stretch Your Disposable Razor

Dry off your disposable razor blade(s) with a towel every time you use your razor. See where not to store it for maximum usage.

[Submitted by Milehimama](#)

271 - Too Much Frugality?

It's possible to take the whole frugal thing a little too far. Consider if you're crossing into the land of obsession or pride.

[Submitted by Stray Thoughts](#)

Garden



Gardening Rule:

When weeding, the best way to make sure you are removing a weed and not a valuable plant is to pull on it.

If it comes out of the ground easily, it is a valuable plant.

~ Author Unknown





The Morris Tribe, Kelly Morris

When and why did you start blogging?

Blogging became a therapeutic outlet for me in 2009, after the adoption of 3 siblings from Ethiopia.

How would you describe your blog's content and feel?

I love to teach other women about sustainable living and that reflects the spirit of my blog. If I can do this stuff, you can too!



How has being a part of WFMW changed your blogging experience?

Watching Kristen and her work for the "least of these" keeps me coming back!

272 - Garden Spreadsheet

Want to keep track of what happened this season? Check out this easy-to-use spreadsheet to see how to make your own.

[Submitted by Saving by Making](#)

273 - Photo Garden Journal

This journal, filled with pictures and notes, can keep track of your garden's progress all summer. It's also a great way for kids to get involved with the garden.

[Submitted by The King's Court IV](#)

274 - Frugal Gardening

If you're not careful, the annual costs to run your garden can offset the money you're trying to save on fresh produce. Check out these 6 ideas, which include choosing fewer varieties and saving money on seeds.

[Submitted by The Saved Quarter](#)

275 - Do Your Own Landscaping

These 15 pointers are a must-read prior to taking on your own landscaping. One tip: Search for design inspiration in all types of neighborhoods around yours.

[Submitted by Family Balance Sheet](#)



276 - Starting a Victory Garden

Have a victorious first-year garden with these 11 great tips, like growing food your family will actually eat. No land of your own? Check out some alternatives, like a community garden.

[Submitted by The Morris Tribe](#)

277 - MYO Annual Containers

Create your own annual planters by staggering the heights, textures, and colors of your plants. Follow these simple instructions to make an eye-popping display.

[Submitted by Today's Housewife](#)

278 - Container Gardening

Create a container garden using light-colored planters so they don't bake in the sun. Follow these other pointers to keep your plants growing well all season.

[Submitted by Keeping the Kingdom First](#)

279 - Raised Garden Bed

Raised beds give you numerous gardening advantages. They produce fewer weeds (if you add quality soil) and warm up quicker. Use this tutorial to build your own wooden garden beds.

[Submitted by Feels Like Home](#)

280 - Plant Grass over Concrete

Turn a patch of concrete into a lush landscape with this raised bed design. See how to incorporate irrigation into your design as well.

[Submitted by Changing My Destiny](#)

281 - Lawn Care

These 4 suggestions will help you keep those soft green patches in your care alive. One tip: Err on the side of cutting your grass too long than too short (especially in summer).

[Submitted by Long Wait for Isabella](#)

282 - Edible Landscapes

Consider planting edibles in areas typically reserved for ornamentals. Some beautiful and tasty plants include carrots, lettuce, kale, herbs, strawberries, and more.

[Submitted by Keeping the Kingdom First](#)

283 - Natural Weed Control

There are many solutions for keeping landscape weeds in check, including hand-pulling, boiling water, and horticultural vinegar. To prevent weeds, try one of the barrier suggestions listed here.

[Submitted by Keeping the Kingdom First](#)



284 - Kill Patio Weeds

Keeping weeds out of a patio can be an all-consuming chore. Try this simple solution with salt. (Please note, as the post says, that salt will kill any plants in its vicinity, so be judicious with your sprinkling. - Jennifer De Groot)

[Submitted by Delighting in His Richness](#)

285 - Eggshells in the Garden

Use eggshells to deter slugs from your plants and enrich your compost. Check out 8 additional ways to repurpose eggshells around the house.

[Submitted by The Grocery Cart Challenge](#)

286 - Plant in Waves

Check out these 5 tips for new gardeners, like staggering plantings for maximum harvest.

[Submitted by Diapers & Doctrine](#)

287 - Succession Planting

Extend your growing season with this list of vegetables, including spinach and scallions, that don't take much time to mature.

[Submitted by The Morris Tribe](#)

288 - Soda Bottle Watering System

Whether you're going on a trip or looking to decrease your watering time, consider this easy idea that repurposes an empty soda bottle.

[Submitted by The Fifth Street Palace](#)

289 - Heavy-Duty Tomato Cages

If the normal wire tomato cages aren't working for you, try this creative solution with wire cattle panels and fence posts.

[Submitted by Peace Creek on the Prairie](#)

290 - MYO Upside-Down Tomato Planter

You could purchase a tomato planter or save money by repurposing a hanging pot with these easy instructions. Be sure to insert the tomato plant gently.

[Submitted by PJs All Day](#)



Photo by [Betty of Peace Creek on the Prairie](#)



291 - Frugal Seed-Starting Cups

Turn empty toilet paper rolls into seed starting cups. Follow these easy cutting and folding directions to create cups that can be planted right into the ground with your seedlings.

[Submitted by Taste and See God's Goodness](#)

292 - Indoor Grow Lights

Commercial grow lights can be expensive. Try this alternative, which utilizes a metal bookcase and fluorescent shop lights.

[Submitted by The Prairie Cottage](#)

293 - Seed Tape

Want to plant your garden rows evenly? Use these instructions to create your own seed tape with newspaper strips and this flour and water glue.

[Submitted by The Halbert Home](#)

294 - Cheap Mulch

Use whatever materials you have on hand (such as rhubarb leaves) for mulch after checking that it's safe. Also, see an idea for growing potatoes.

[Submitted by The Local Cook](#)

295 - Regenerate Green Onions

After using the green part of your green onions, grow more shoots in your kitchen.

[Submitted by Girls to Grow](#)

296 - Mini Indoor Greenhouse

Grow fresh herbs in your windowsill year-round. Use a glass jar to create a greenhouse effect when the plants are still young.

[Submitted by 20by20](#)

297 - Egg Production in Winter

Keep up your egg supply during the winter months by giving your hens enough light. Find out other ways to keep your hens happy all year.

[Submitted by My Mothermode](#)

298 - Shop the Farmer's Market

If you can't grow all of your own food, make a weekly visit to your local farmer's market or produce stand. The food is most often fresher and has less packaging than what you can find at your grocery store.

[Submitted by Eco-Novice](#)

Gifts



The greatest gift that you can give to others is the gift of unconditional love and acceptance.

- Brian Tracy





Modern Mrs Darcy, Anne

When and why did you start blogging?

I started blogging in February 2011. At that time, I was really trying to figure out how to be a good mom while simultaneously beating back the crazy that was always threatening to invade my life. I sought advice from older women that I respected and admired on how I could maintain some semblance of peace during the crazy little-kids season, and they laughed at me and said "Get used to it, sweetie!" I was so disappointed with this advice and started my blog shortly thereafter.



How would you describe your blog's content and feel?

My blog's name is Modern Mrs Darcy, and the tagline is a riff on Jane Austen: "redefining the accomplished woman." I'm exploring what it means to be an accomplished woman in the modern world. The bar was set very high back in Austen's day, but at least they knew what they were shooting for! What does it mean to me to be "successful" TODAY, as a woman, as a wife, as a mom?

The answers to these questions are obviously a lot different to those of Jane Austen's day, but they're also very different from the answers my own mom's generation might give. I'm blogging about all the things that make my life meaningful as a woman, wife, and mother in 2011. I'm encouraging and hopeful, but I also love discussing the hard questions that cluster around this topic with the amazing community that's formed at Modern Mrs Darcy.

What's the best tip you've found from WFMW?

Oh, goodness--this is a tough one! My family has gone gluten-free, dairy-free this year, and I've found so many great recipes in the WFMW round-up to help with this transition. ESPECIALLY for breakfast foods!

How has being a part of WFMW changed your blogging experience?

WFMW has shown me that people are looking for ANSWERS on the internet! I'm constantly tailoring my blogging to meet the needs of my readers. The WFMW carnival is popular because people are looking for practical solutions for real-life problems, and I always keep this in mind when I write.



299 - Shop All Year

Create a master gift list at the beginning of each year, then keep track of your purchases as you shop sales. Check out other ideas for personalization and storage.

[Submitted by Scene of Sublime](#)

300 - Gift Closet

Don't panic about a present when you're invited to a last-minute gathering! These tips will help you start a gift closet that you can stock frugally year-round.

[Submitted by Family Friendly Frugality](#)

301 - Four Gifts

Pare down your giving to just 4 gifts: something the recipient wants, needs, can wear, and can read. Visit the link for free gift tag printables.

[Submitted by Oops! I Craft My Pants](#)

302 - Bargain-Priced Gift Cards

Want to give a gift card but don't want to pay full price? Check out some of these strategies to save money on cards you can give to others (or use yourself)!

[Submitted by The Saved Quarter](#)

303 - Free or Inexpensive Gifts

Great gifts don't have to break the bank. Check out these thoughtful, but frugal, ideas, like blessing someone else with your savvy shopping skills.

[Submitted by Saving and Giving](#)

304 - Valentine Love Box

Save up money by making this simple box for your spouse. Every time you're intimate, contribute a dollar to the box and watch your savings for a special trip grow.

[Submitted by You Rock Mom](#)

305 - Daddy Six-Pack

Fill six empty glass bottles with candy or other snacks for a man in your life. See how custom labels make this gift special.

[Submitted by While He Was Napping](#)

306 - Gifts for Men

Stumped by what to get your man for that special occasion? Choose one of these 6 classic gifts, like stationery or a pie.

[Submitted by Modern Mrs Darcy](#)



307 - What I Love About You

Give this gift for Mother's Day or anytime you want to share love and affirmation. This chipboard book is easy to make and is sure to be cherished.

[Submitted by On My Side of the Room](#)

308 - Teacher Gifts

Give teachers practical items, especially when you don't know their tastes. Try one of these 5 ideas, like gift cards to a local cafe or hot spot.

[Submitted by Free 2 B Frugal](#)

309 - Graduation/Young Adult Gift

Set a young adult in the right direction (kitchen-wise) with a collection of your family's favorite recipes. Make room so they can add their own additions.

[Submitted by What I Live For](#)

310 - Gifts for Teens

Teens can be difficult (and expensive) to buy for. Try giving one large present and a few of these smaller gift ideas too.

[Submitted by The Family CEO](#)

311 - Frugal Pre-Teen Gifts

Transform an empty toilet paper roll and tissue paper into a cute gift for the pre-teen set. Fill with gift certificates, lip gloss, or one of the other ideas listed.

[Submitted by Frugal & Focused](#)

312 - Practical Kid Gifts

Want to give something kids can really use? Try one of these 10 sensible ideas, like a sleeping bag or backpack.

[Submitted by Modern Mrs Darcy](#)

313 - Themed Gifts for Kids

Make a specialized gift with one of these fun themes. See ideas on how to make homemade audio books, a homemade play dough kit, or a bath toy basket.

[Submitted by Kitchen Stewardship](#)

314 - Personalized Gifts

Many kids love presents with their names on them. Try gifting a set of bath or beach towels with a child's names or initials embroidered on them.

[Submitted by Krisi's Kreations](#)



315 - Classic Girl Gifts

Think about gifts that be passed down to another generation. Consider one of these 3 gifts, including real jewelry, for young ladies.

[Submitted by Modern Mrs Darcy](#)

316 - Gifts for Preschoolers

Looking for something tried-and-true for a 2- to 5-year-old? Try one of these 5 classics, like a kitchen set, that feed an imaginative spirit.

[Submitted by Creative 2x Mom](#)

317 - Best/Worst Baby Shower Gifts

Even the most seasoned mom can have a hard time passing up the chance to gift an adorable newborn outfit. With this guide to the 5 best (and worst) baby shower gifts, you can find some practical ideas for the mom-to-be.

[Submitted by The Saved Quarter](#)

318 - Seed Strip Garland

Decorate a gardener's gift with a leafy (and inexpensive) garland made with newspaper, twine, and a flour and water paste. Check out the easy tutorial and planting instructions to attach to the gift.

[Submitted by homework](#)

319 - Seeded Paper Rose

If you'd rather make a flower, use this tutorial to create a paper rose with seeds attached. This is perfect to decorate a Mother's Day or other spring gift.

[Submitted by How Does She?](#)

320 - Cookie Cutter Gift Tags

Add a little extra to a metal cookie cutter gift tag. Follow these instructions to fill the cookie cutters with a sweet treat.

[Submitted by My Kitchen Addiction](#)

321 - Stocking Non-Stuffors

Instead of filling up your stockings with junk, try one of these 6 practical ideas, like mints or tights.

[Submitted by Modern Mrs Darcy](#)

322 - Clutter-Free Gifts

Instead of filling up your house with more stuff, try gifting one of these 6 experiences, like going to a sporting event together.

[Submitted by going green mama](#)



323 - Intangible Gifts

Give one of these 9 eco-friendly, intangible gifts that help others, like sponsoring a child or giving a microloan in honor of your recipient.

[Submitted by Eco-Novice](#)

324 - Gifts that Give Back

Purchase a gift that will bless the recipient *and* a worthy organization. Find ideas for everything from fair-trade coffee to beautiful, handmade jewelry.

[Submitted by Vanderbilt Wife](#)

325 - 10 Gifts for Others

Check out this list of ways to impact others over the holidays. From donating to local shelters to providing clean water overseas, there are plenty of opportunities.

[Submitted by Happy Brown House](#)

326 - Give Away Gift Card Balances

If you have balances on your Visa® (or other credit card) gift cards, consider donating them to a worthy charity. Every little bit adds up.

[Submitted by Small Steps on Our Journey](#)

327 - Gifts for the Homeless

Offer a piece of home to the homeless with these non-cash gift alternatives suggested by a local rescue mission. Keep these practical items, like fast food gift certificates or hand lotion, handy in your car.

[Submitted by Stretch Mark Mama](#)

328 - Give Them Dough

Instead of gifting baked cookies, consider giving cookie dough so the recipients can enjoy your gift at their leisure. See a classy way to wrap them at this site.

[Submitted by Gourmet Mom On-the-Go](#)

329 - Freezer Gifts

Keep small baked goods gifts in the freezer as a quick way to say thanks. See a few recipe ideas and a link to a free printable to attach to the top.

[Submitted by Mom on a Mission](#)

330 - Gift a Freezer Meal

Stock up on freezer-cooking supplies when they're on sale before the holidays. Surprise a loved one with a homemade meal they can enjoy when they need it most.

[Submitted by The Fiskerelli Bellies](#)



331 - Personalized Box of Chocolates

Add labels to a box of mini chocolate bars for a sweet and thoughtful gift. Use the love passage in 1 Corinthians 13 or write your own messages.

[Submitted by Keeping the Kingdom First](#)

332 - Homemade Fabric Gift Bags

Follow these instructions to turn fabric into gift bags that can be reused over and over. Tie them shut with yarn or ribbon.

[Submitted by miskellany](#)

333 - Gift-Wrapping Tips

Overwhelmed by the amount of time wrapping gifts takes? See how this mom changed her attitude and her wrapping routine.

[Submitted by Wonder Woman I'm Not](#)

334 - Gift-Opening Preparation

Before you start opening presents on Christmas morning (or at any party), have this list of items handy for opening and enjoying your gifts. Assemble this gift-opening kit, which includes scissors, wire cutters, and a clamshell opener, the night before the celebration.

[Submitted by Real OC Mom](#)

335 - Keep Track of Gifts

When you're in the middle of opening gifts, it can be easy to lose track of which gift came from whom. Try writing the gift on the back of the giver's card.

[Submitted by A Busy Mom of Two](#)

336 - Gift Bag Storage

Use two-tiered pants hangers to organize your gift bags and make them accessible in your closet. See an inexpensive solution for storing wrapping paper rolls as well.

[Submitted by A Young Wife's Tale](#)

Green



"What's the use of a fine house if you haven't got
a tolerable planet to put it on?"
- Henry David Thoreau





WFM Woman, [Eco-Novice](#)

When and why did you start blogging?

I started my blog about going green gradually in 2010 as a place to dump information. I was doing all this research, and would often find myself typing up page-long emails to friends and family who had questions, and decided a blog might be a good way to keep the information handy and accessible for those interested.



How would you describe your blog's content and feel?

I blog about my efforts to make choices that are healthier for my family and for the planet -- on a budget and with 3 young children. I offer research about and describe my experiences with seeking alternatives to plastic, switching from disposables to reusables, avoiding toxins, using and spending less, and leaving a smaller footprint.

What's the best tip you've found from WFMW?

I have found some amazing and original tips from WFMW, but more often a post is just a timely reminder of a good (but not earth-shattering) idea, like using a muffin tin full of colorful healthy foods to entice a picky eater.

How has being a part of WFMW changed your blogging experience?

I linked up to WFMW very early in my blogging, and found it was a great way to connect with and learn from other bloggers. I also benefit from having an "assigned topic," especially one that encourages me to frame my content as a simple and practical suggestion, which readers always appreciate.

337 - Helpful Green Websites

Looking for reliable information to guide your "greening"? Check out these 10 resource websites, including the Environmental Working Group's [Cosmetic Database](#), which tells you what's really in your personal care products.

[Submitted by Eco-Novice](#)

338 - Easy Green Switches

Little changes, such as using reusable produce bags, can add up over time. See if you've made every switch on this short list.

[Submitted by Eco-Novice](#)



339 - Fact-Checking Food and Health Safety

Looking for nonbiased information about food additives or health research? Check out this review of the services [The Center for Science in the Public Interest](#) offers.

[Submitted by The Earthling's Handbook](#)

340 - Real Food Recipes Site

If you love *Nourishing Traditions* by Sally Fallon, you'll love [Eat Nourishing](#), a website full of healthy, real foods that are uploaded and reviewed by site members. Read this post to find out the story behind the site.

[Submitted by Home with Purpose](#)

341 - Green Inspiration Everywhere

Looking for some adorable, green solutions in your kitchen? Check out these reusable snack bag pictures (and tutorials) found through Pinterest.

[Submitted by the mombot](#)

342 - Plastic-Free Kitchenware

Remove plastic and synthetic coatings from your kitchen with these 10 ideas, including cast iron and stainless steel pots and pans. Also, see this blogger's favorite pan for cooking scrambled eggs.

[Submitted by Eco-Novice](#)

343 - Easy-to-Sew Bowl Covers

Looking for ways to reduce your plastic wrap use? Sew these bowl covers, made with elastic, cotton, and PUL fabric.

[Submitted by Sweet Kisses and Dirty Dishes](#)

344 - Reuse Cereal Bags

One way to be green is to reuse materials again before disposing of them. Here are 10 ways to reuse plastic cereal liners. One idea: Put your meat in one before flattening with a mallet.

[Submitted by Stretch Mark Mama](#)

345 - Fertility and Natural Birth Control

Want to know more about birth control pill alternatives or what's really going on with your cycle? Read this excellent review of *Taking Charge of Your Fertility* by Toni Weschler.

[Submitted by Modern Mrs Darcy](#)

346 - Tampon Alternative

Tired of shelling out money on disposables during your monthly cycle? Try a reusable cup, such as the DivaCup™.

[Submitted by No Ordinary Moments](#)



347 - Green + Not-So-Green =

Gung-ho about all things green, but your spouse isn't? Take it slow and read through these 10 ideas to maintain marital harmony.

[Submitted by Eco-Novice](#)

348 - Teaching Kids to be Green

Kids are learning by your example all the time. Consider these 5 steps as you raise up the next generation of stewards.

[Submitted by Small Steps on Our Journey](#)

349 - Cut Down on Unwanted Catalogs

Inundated by junk mail? Use a free online service to stop unwanted magazines from coming in the first place.

[Submitted by The Boatwright Family](#)

350 - Identify Green Cleaners

Do you know which cleaners are actually OK to use and which labels are mostly hype? Make sure the green products you buy meet these 10 standards, like not containing fragrance.

[Submitted by Eco-Novice](#)

351 - Small Things Add Up

There are lots of little green things we can do. Consider bringing your own mug to church coffee hour to cut down on paper or Styrofoam™ waste.

[Submitted by The Diaper Diaries](#)

352 - Green Interior Design

Discover what an interior design expert thinks are the key essentials to creating a green living space. One idea: Purchase quality items once, instead of inferior products multiple times.

[Submitted by Moore Minutes](#)

353 - Avoid Eco-Exhaustion

Even the most dedicated person can become overloaded by the amount of information on toxins and the lack of time and resources to fix every problem. Find relief by following these 10 steps, including focusing on your home, where you can have the biggest impact on your family.

[Submitted by Eco-Novice](#)

Holiday/Celebrations



"Our hearts grow tender with childhood memories and love of kindred, and we are better throughout the year for having, in spirit, become a child again at Christmas-time."
- Laura Ingalls Wilder





WFM Woman, How Does She?

When and why did you start blogging?

We started "HowDoesShe?" in November of 2009. We were awestruck by all the things amazing women around us do and always seemed to be asking, "How Does She do this, or How Does She do that"? So, we decided to gather inspirational women together and collaborate all our ideas into one place for all to enjoy!



How would you describe your blog's content and feel?

We understand the demands on women and the many things that we have to balance on a daily basis. We focus on lifting and encouraging one another by sharing tips that we've discovered to make life a little easier. Our content covers a wide variety of topics, from cooking and cleaning, to decorating, crafting, family activities, and even some fashion tips.

What's the best tip you've found from WFMW?

There have been many tips that we've come across and loved from WFMW. We especially love the printables that are shared. Who doesn't love printables?

How has being a part of WFMW changed your blogging experience?

It has been so fun to discover new blogs and cute projects through the links on WFMW. Being able to make friends in the blogging community has led us to new opportunities and discoveries we wouldn't have otherwise had.

354 - New Year's Countdown Goodie Bags

Start a new tradition in the New Year with festive goodie bags to open each hour prior to midnight. See how this mom packages the treats with paper bags and construction paper.

[Submitted by Hoosier Homemade](#)

355 - Snowflake Quesadillas

Turn a cheese quesadilla into a seasonal treat by cutting one of the tortillas into a snowflake shape first.

[Submitted by Heavenly Homemakers](#)



356 - Photo Valentine Cards

Here's a sweet idea for a personalized gift. Take a photo of your little valentine with an outstretched arm, like he's offering candy to the recipient. See full instructions at site.

[Submitted by The Little Green Bean](#)

357 - I Spy® Repurposed Valentines

Put those leftover valentines to good use! Create a collage with them and keep your kids busy finding things on them.

[Submitted by Someday Crafts](#)

358 - Valentine Placemats

Transform valentine cards (or Christmas cards) into placemats with 2 sheets of contact paper.

[Submitted by QAMom](#)

359 - The Week Before Easter

Celebrate the week between Palm Sunday and Easter by making one of these 7 crafts or baked goods. Snickerdoodles really do look like 30 pieces of silver (but taste much better).

[Submitted by se7en](#)

360 - Resurrection Buns

Help kids visualize the empty tomb with this easy recipe involving bread dough and marshmallows.

[Submitted by "Cents"able Momma](#)

361 - Dyeing Easter Eggs

Save your hands this Easter! Use a wire whisk to hold Easter eggs as you dip them in dye.

[Submitted by We Are THAT family](#)

362 - Easter Story Eggs

Use a dozen eggs to explain the story of the resurrection to your family. Purchase a set or follow the instructions here to make your own.

[Submitted by We Are THAT Family](#)

363 - Don't Celebrate Earth Day!

Instead of purchasing extra "green" products or hosting a large party on Earth Day, stay home and try one of these 8 ideas, like going for a walk.

[Submitted by Premeditated Leftovers](#)



364 - Celebrate National Poetry Month

Poetry's for all!

Stack your books to rhyme their spines.

Write your own as well.

[Submitted by Bitterroot Mama](#)

365 - 4th of July Parade

Avoid the crowds and form your own neighborhood parade. See these cute ideas for decking out bikes and toddler cars for the celebration.

[Submitted by How Does She?](#)

366 - Healthy Halloween

Trying to avoid the post-Halloween sugar rush? Try one of these party ideas, such as an apple bobbing party, or some of these alternative treats.

[Submitted by Modern Gal](#)

367 - Halloween Candy Buy-Back

If you do end up with more candy than you intended, a nearby dentist may be able to help! Check with a local office to see if they'll pay cash in exchange for your sweet stash.

[Submitted by The Saved Quarter](#)

368 - The Switch Witch

Another alternative is to arrange a little visit from the friendly Switch Witch, who switches candy for an inedible gift. Use this free printable to leave a note from her to your kids.

[Submitted by Three Pumpkins Little](#)

369 - Leaf Labyrinth

Entertain kids during the fall season by creating a maze with materials you may already have on hand: fallen leaves.

[Submitted by Mom Tried It](#)

370 - Thankful Tree

Stretch thankful reflections over an entire month with this colorful tree. At the end of November, your tree will be bare, but your heart will be full of thankfulness.

[Submitted by Light at Home](#)

371 - Thanksgiving Journal

Start a Thanksgiving tradition by having each family member write what they're grateful for in a journal. Bring it out each year to enjoy old memories and add new ones.

[Submitted by Stretch Mark Mama](#)



372 - Planning for Thanksgiving

Feeling overwhelmed after offering to host the big meal? These 8 tips, which include having a backup plan, will help you keep the day under control (or at least in perspective).

[Submitted by Life as Mom](#)

373 - Thanksgiving Dinner Prep

Don't let meal preparations get you down. Follow these practical hints, such as starting thawing the turkey a week before Thanksgiving.

[Submitted by Smockity Frocks](#)

374 - Make Thanksgiving Food Early

See how this unstressed cook makes her entire Thanksgiving meal ahead of time. Then, she's able to enjoy the day outside of the kitchen.

[Submitted by Blessed Beyond a Doubt](#)

375 - Kids at Thanksgiving Dinner

Keep your littlest ones engaged at the table with these adorable ideas, including a Tic-Tac-Turkey game and a personalized dinner checklist. Check out the link for free printables and food ideas.

[Submitted by How Does She?](#)

376 - Avoid Holiday Overload

Help kids (and parents) avoid the craziness of the holiday season with these 4 tips. One idea: Keep kids on a normal schedule as much as possible.

[Submitted by Mom's Plans](#)

377 - December Bedtime Books

Collect your Christmas books in one spot and choose one to read each night leading up to Christmas. See some of this family's favorite selections.

[Submitted by Organize & Decorate Everything](#)

378 - Christmas Card Addressing Party

Turn a yearly chore into a party. Invite over friends for the addressing and stamping of your holiday cards.

[From Inmates...To Playdates](#)

379 - Children's Art Garland

Transform children's artwork into a beautiful garland for your Christmas tree with this link to an easy tutorial.

[Submitted by mimi bella boo](#)



380 - The Mom Shop

Let siblings find presents for each other with a little help from Mom. See how to select appropriate gifts and set up shop.

[Submitted by Many Little Blessings](#)

381 - Make a Jesse Tree

Celebrate Advent with a Jesse Tree, which follows the redemptive story of Christ from the Old Testament forward. Visit this site to see some beautiful handmade ornaments and download a free e-book with devotions and instructions to make your own tree.

[Submitted by Feels Like Home](#)

382 - Christmas Ornament Boxes

If you give your children ornaments each Christmas, make sure you have a place to store them together. Check out these cute Christmas treasure boxes, which can be personalized.

[Submitted by The Cole Clan](#)

383 - White Elephant Gift Exchange

Instead of feeling obligated by the family Christmas gift exchange, use it as a way to bless a family in need. Then, hold a white elephant gift exchange instead, like this family does, to still open something Christmas morning.

[Submitted by Frugality and Crunchiness with Christy](#)

384 - Shoebox Packing Party

Transform a birthday party into a shoebox packing party for a charitable organization like Operation Christmas Child. This 10-step planning guide has ideas for keeping the party organized and fun.

[Submitted by Vanderbilt Wife](#)

385 - Secret Agent Spy Party

Thrill kids of all ages with this creative spy party. Check out how to throw your own, with ideas for themed food (including a bomb cake) and activities.

[Submitted by Moore Minutes](#)

386 - Cute Girl Party Décor

Your little girl will love this Hello Kitty® party idea. This post is full of decorating ideas!

[Submitted by Lemon Tree Creations](#)

387 - Big Birthday Parties

Have a large family? Consider throwing one big birthday bash a year using these 10 tips to save time, money, and sanity.

[Submitted by Holy-Spirit Led Homeschooling](#)



388 - Messy Party

Throw an intentionally messy party with over 10 station ideas, including bobbing for fruit in chocolate syrup. Warn your guests to wear play clothes, because by the end of the party, no one will be clean.

[Submitted by Kitchen Stewardship](#)

Homeschool



Q: How does a homeschooler change a light bulb?

A: First, mom checks three books on electricity out of the library, then the kids make models of light bulbs, read a biography of Thomas Edison and do a skit based on his life. Next, everyone studies the history of lighting methods, wrapping up with dipping their own candles. Next, everyone takes a trip to the store where they compare types of light bulbs as well as prices and figure out how much change they'll get if they buy two bulbs for \$1.99 and pay with a five dollar bill. On the way home, a discussion develops over the history of money and also Abraham Lincoln, as his picture is on the five dollar bill. Finally, after building a homemade ladder out of branches dragged from the woods, the light bulb is installed. And there is light.

- Author Unknown






Holy Spirit-Led Homeschooling Jamerrill Stewart

When and why did you start blogging?

I started my blog as a family scrapbook in 2008, as we traveled full-time as a family with my husband's job. Over the past year my blog has become a ministry beyond anything that I could have planned.



How would you describe your blog's content and feel?

My blog's content and feel is largely reaching Christian stay-at-home mothers with encouragement, refreshment and prayerfully heaping doses of inspiration. The overall vision is to equip Christian homeschooling families specifically to run toward the finish line for Jesus.

What's the best tip you've found from WFMW?

I love food tips, recipe ideas and freezer cooking help. :-)

How has being a part of WFMW changed your blogging experience?

Being a part of WFMW has opened up my blog to a wider readership. I've connected with women from around the world that I may not have otherwise.

389 - Thinking About Homeschooling?

Starting out on the homeschool journey can easily be overwhelming. Here are 10 tips for those thinking about homeschooling.

[Submitted by Stretch Mark Mama](#)

390 - School Planning Binder

Using a school planning binder is a great way to stay organized. Take a look at all 8 sections of this mom's notebook.

[Submitted by Titus 2 Homemaker](#)

391 - Brain in a Binder

The Brain in a Binder is an excellent organizational tool. It provides a place to keep track lots of things, including academics, finances, and fitness goals.

[Submitted by My Domestic Church](#)



392 - Create a Planner

Not all curriculum is one-size-fits-all. This is a creative idea to create a planner to meet your unique needs.

[Submitted by Many Little Blessings](#)

393 - Pinterest Challenge

Use this popular bulletin site to keep track of homeschool ideas and projects you want to incorporate.

[Submitted by The Kennedy Adventures](#)

394 - Using a Mini-Office

Here is a great way to keep information frequently referenced at your fingertips. This post also includes more mini-office resources.

[Submitted by Forever, For Always, No Matter What](#)

395 - Organizing Preschool Activities

This creative and clever idea gets your preschool learning pieces in perfect order.

[Submitted by A Purpose Driven Home](#)

396 - Clipboards Make School Fun

Clipboards are a great tool in homeschooling. They can be used to hold so many things and keep you organized; with some scrapbook paper and some Mod Podge®, you can make them cute too.

[Submitted by Family Style School](#)

397 - Date Stamp

Using a date stamp is an easy, inexpensive way to track schoolwork.

[Submitted by Mama Hall](#)

398 - A Typical Week

Homeschooling days don't always look the same, and not every subject gets done everyday. Here is the general framework of the schedule for this family's typical homeschool week.

[Submitted by Many Little Blessings](#)

399 - Tips for a More Efficient Homeschool Day

Many things can affect how smoothly a homeschool family's day runs. Here are 3 tips for a steady day.

[Submitted by A Full Heart](#)



400 - A Homeschooling Schedule

This mom found that having a basic routine (but not one set in 30-minute increments of stone) worked best for her homeschooling family. Family meals together are given a priority.

[Submitted by SchneiderPeeps](#)

401 - Relaxed Schooling

This post talks about what a typical day looks like along with items that have been helpful.

[Submitted by Forever, For Always, No Matter What](#)

402 - Curriculum Plans

Here is an in-depth look at the curriculum one family plans on using for the year. Their plan includes subjects such as foreign language, Bible, and geography.

[Submitted by Proverbs 31 Living](#)

403 - More Curriculum Plans

Not sure where to get started with a new year? Here is an overview of one family's school year.

[Submitted by Titus 2 Homemaker](#)

404 - Even More Curriculum Plans

Seeing what other homeschool families are doing can be a great source of ideas and encouragement. Here are the plans of a family with 4 little ones, ages 2, 3, 5, and 7.

[Submitted by Graceful Girls and Brave Boys](#)

405 - Curriculum, K5 & 2nd

Take a peek at the curricula this family uses with their girls, ages 5 and 7. It even includes art and sewing.

[Submitted by Little Natural Cottage](#)

406 - Curriculum 1st, 8th, 12th grades

See what this family with a 1st grader, 8th grader and 12th grader are using as their curriculum for the year.

[Submitted by Thankful Bunch](#)

407 - Curriculum Grade 1 & Pre-K

It is important to consider the unique goals of your family when choosing curriculum. Here's a look at the choices of one family.

[Submitted by Daily Dwelling](#)



408 - Curriculum Review

Here is a review of the Classical Conversations Community. This mom loved the community benefits for her children that this program offered.

[Submitted by Laugh with Us Blog](#)

409 - Science Week

See how this family learns science with a dedicated science week each term. Get organized and inspired by these projects and list of resources.

[Submitted by se7en](#)

410 - Science Project: Balloon Planets

Studying astronomy? Here is a fun experiment that will give kids an idea of how big planets are compared to one another and where they are in relation to the sun.

[Submitted by Daily Dwelling](#)

411 - Finding the Perfect Math Curriculum

If you're wondering what math program to use, see this helpful post for an answer.

[Submitted by The Homeschool Classroom](#)

412 - Learn to Type with Keyboard Classroom

Knowing how to type with speed and accuracy is a valuable skill. Keyboard Classroom is a highly recommended program that makes learning enjoyable.

[Submitted by The Cardamom's Pod](#)

413 - Field Trip Idea

Field trips are a great way to explore a subject. After studying mummies, a visit to the Virginia Museum of Fine Arts was a perfect homeschool field trip for this family.

[Submitted by Daily Dwelling](#)

414 - Grocery Lists as Homeschooling Lessons

There are many teachable moments in your everyday life. See how even grocery lists can be a lesson.

[Submitted by Overcoming Busy](#)

415 - Teaching Social Skills

How one family used everyday life to teach their children socialization skills.

[Submitted by a Legacy of Home](#)



416 - Homeschooling with Small Children

Some days it's hard to be mama to small kids and teacher to bigger kids. These 10 tips will help your day run smoother.

[Submitted by Stretch Mark Mama](#)

Hospitality



“Eating, and hospitality in general, is a communion, and any meal worth attending by yourself is improved by the multiples of those with whom it is shared.”

- Jesse Browner





WFM Woman, [se7en](#)

When and why did you start blogging?

We began blogging in July 2008. We were planning on traveling and thought it would be great for the grannies and friends at home to keep up. Turns out our friends and family aren't that computer literate! Instead blogging opened the door to a whole wide world of friends for us and we have never looked back!!!



How would you describe your blog's content and feel?

On our blog we write about our life and times, our day-to-day adventures as a family: crafts, homeschool, recipes, parenting, outings and things to do in Cape Town and beyond...

What's the best tip you've found from WFMW?

I cannot say I have one best tip... racking my brain!!! I can say I absolutely love the WFMW tips and I pour through them every Thursday and Friday. I love the friendliness and popping in to visit other folks' blogs - it is a great meeting place!!!

How has being a part of WFMW changed your blogging experience?

I stumbled on WFMW early on in my blogging career and almost never miss a week... it is just such a great place to stop by and visit!!! WFMW encourages me to write a "How-to Post" each week.

417 - Happy Hospitality

Stressed out at the thought of hosting an event? Quit worrying about entertaining and realize a hostess's true purpose: loving her guests.

[Submitted by Alicia's Homemaking](#)

418 - Practicing Hospitality

Being hospitable can take lots of practice. Luckily, even those of us without the gift of hospitality can learn from these 8 helpful tips.

[Submitted by se7en](#)



419 - Exercising the Hospitality Muscle

Don't let a dirty house keep you from developing the friendships you need in life. Follow this wisdom and keep your hospitality muscles fit.

[Submitted by Moms in Need of Mercy](#)

420 - Offer Kids Hospitality

In addition to letting kids plan meals for guests, treat kids to a their own special meal or snack every now and then.

[Submitted by Creative 2x Mom](#)

421 - Teach Children Hospitality

Turn one night a week into an intentional hospitality night. Get the whole family in on the plans and preparations for guests.

[Submitted by Well Trained Family](#)

422 - Hospitality in a Small Home

Have you held back from inviting others over due to cramped quarters? These practical tips offer solutions for seating (like having a picnic) and making your guests feel at home.

[Submitted by Feminine Adventures](#)

423 - Cozy Scents for Company

Keep your home smelling fresh with these 10 inexpensive ideas. To greet guests, fill a basket on your porch with cinnamon-scented pinecones.

[Submitted by Are We There Yet?](#)

424 - How to Get Along with Crazy People

Love family gatherings, but hate the drama? Follow these 7 tips to minimize conflict and enjoy your time together.

[Submitted by Modern Mrs Darcy](#)

425 - Delivering Meals

Want to bless someone else with a great meal? Read through these ideas, including thinking outside the dinner box by bringing breakfast or snacks.

[Submitted by Shouting for Ha](#)

426 - Help for Grieving Families

Bringing over a dinner casserole may be the first (or only) thing that comes to mind when you want to show love to a family that's suffered a loss. Consider some of these alternatives, like bringing a cooler of drinks or stamps for thank you cards.

[Submitted by Here's the Diehl](#)



427 - Freezer Feedings

Keep a simple meal on hand in the freezer to serve last-minute guests. See how this blogger made dinner and a dessert from her stash.

[Submitted by Pages by Heather](#)

428 - Feeding Guests

Add a little extra to your grocery budget for feeding guests. Consider these 7 ways to feed anything from another mouth to a crowd.

[Submitted by se7en](#)

429 - Picky Dinner Guests

Discuss food allergies and preferences with your guests before you plan your big meal. If you're cooking for an unknown crowd, don't make casseroles--serve whole food options instead.

[Submitted by Bitterroot Mama](#)

430 - Help for Hosting In

It may be easier to accommodate different needs of your out-of-town guests by hosting a simple meal at your house (as opposed to going out to eat). Read through these 6 pointers, like serving a fruit and chocolate platter instead of a fussy dessert.

[Submitted by Modern Gal](#)

431 - Panini Bar

Enjoy summer with this easy party menu focused on paninis. Let your guests pick out their own toppings from a sandwich bar.

[Submitted by Moore Minutes](#)

432 - Candy Buffet

Follow these easy instructions to set up a scrumptious candy buffet. Frugal tip: Stretch your candy by using space fillers (such as overturned glass jars) in your serving dishes.

[Submitted by Moore Minutes](#)

433 - Dressed up Desserts

Get inspiration from this tasteful dessert display. Try this vase-within-a-vase idea to jazz up a plain vase with anything from scrapbook paper to candy.

[Submitted by Mary the Kay](#)



434 - Pre-Scoop Ice Cream

Before serving ice cream at a party, scoop individual serving sizes into cupcake wrappers; keep frozen until needed.

[Submitted by Must Share](#)

435 - Cookout Prep

Parties go much smoother with a little preparation. Check out this step-by-step guide to welcoming a large crowd to your cookout.

[Submitted by Linda's Lunacy](#)

436 - Easy Ice Chunks

Want to keep your party beverages cool? Reuse empty plastic containers to make these ice chunks.

[Submitted by The Finer Things in Life](#)

437 - Personalized Servings

Make your guests feel special by baking up a meal just for them in ramekins or mini cocottes. Serve a meal, dessert, or this scrumptious recipe of cranberry nut breakfast pudding.

[Submitted by My Kitchen Addiction](#)

438 - Place Cards

Make guests feel at home during any season with personalized place cards. In the spring, try these frugal (and cute) mini planting pots and place cards.

[Submitted by The Gaines Gang](#)



Photo by [The Gaines Gang](#)

439 - Carnation Globe Arrangement

Looking for a sunny centerpiece? Fill a foam globe with carnations for an easy and eye-popping display.

[Submitted by Moore Minutes](#)

440 - Butter Pats

Give a touch of elegance to your meal by serving individualized butter pats. All you need is softened butter and a shallow, plastic mold.

[Submitted by The Thrifty Groove](#)



441 - Eco-Friendly Parties

Green up your celebration with these 10 ideas, like using digital invitations and serving finger foods to reduce the amount of cutlery needed.

[Submitted by Eco-Novice](#)

442 - Inexpensive Party Ideas

If you want to host a party, but don't want to supply the whole meal, consider one of these 10 budget-conscious ideas, including a wine tasting or fondue party.

[Submitted by The Local Cook](#)

443 - Budget-Savvy Gatherings

Follow these 10 ways to save money when hosting parties, like planning your food around what's on sale (or is in your stockpile).

[Submitted by The Family CEO](#)

444 - Stock up on Real Dishes

Host your parties with real dishes and silverware. Add to your collection cheaply by shopping at thrift stores and garage sales for mix-and-match pieces.

[Submitted by Free 2 B Frugal](#)

445 - Kid Cake Decorators

Save yourself stress and let kids in on the birthday fun by allowing them to decorate their own birthday cake or cookie.

[Submitted by Raising Olives](#)

Kitchen



Eating comes naturally to me, but for some reason, cooking doesn't. When my husband and I were engaged, we tried baking bread together. Making a loaf of bread had always been a mystery to me. We reasoned that lukewarm water would make bread rise at a steady pace, but boiling the water before adding it to the yeast would make the dough rise even faster. Bad assumption! We killed the yeast and ruined the batch of dough. I actually can make a decent loaf of bread now (Thank you, *Artisan Bread in 5 Minutes a Day!*), and I've learned that baking comes down to practice and actually following the directions.

- Jennifer De Groot





Bake at 350, Bridget

When and why did you start blogging?

I started blogging in 2007(!). When I learned to decorate cookies, I thought it was difficult to find tutorials and instructions, so I started Bake at 350 to share what I had learned.



How would you describe your blog's content and feel?

Sugary. Squishy. Chubby. Cute. Dangerous (to your waistline).

What's the best tip you've found from WFMW?

I've gotten so many. I especially love the cleaning and organization tips as that is NOT my strong suit. ;)

How has being a part of WFMW changed your blogging experience?

Not only did it bring new people to my blog (yay!), but I've also found so many new-to-me blogs, and ended up with some new bloggy friends. That's my favorite part!

446 - Homemade Fruit & Vegetable Wash

Clean off your fresh produce with this homemade spray. You'll probably have the ingredients on hand to make your first bottle.

[Submitted by Keeping the Kingdom First](#)

447 - Stainless Steel Cleaner

If you use stainless steel pots or pans, try Bar Keepers Friend® to keep them nice and shiny.

[Submitted by My Kitchen Addiction](#)

448 - Cleaning a Slow Cooker

Slow cookers are great in the summer and when you're busy, but not when you have to spend time scrubbing them out. Use the power of your slow cooker to get a jump-start on cleaning it.

[Submitted by Small Steps on Our Journey](#)



449 - Produce Storage

Did you know onions let off a gas that can make potatoes spoil quicker? Use these storage tips to keep your produce fresh.

[Submitted by Thrifty Jinxy](#)

450 - Cut Apples

Keep cut apples from browning too quickly by storing them in a saltwater solution. Rinse before using. Use them up with the scrumptious apple pocket recipe that's linked to in the post.

[Submitted by Finding Joy in My Kitchen](#)

451 - Peel Tomatoes

Want to peel your tomatoes easily? Cut an "X" into the bottom of them and use this pictorial guide to have the skin slip off.

[Submitted by Girls in White Dresses](#)

452 - Removing Eggshell

Trying to extract a bit of broken eggshell can be frustrating. Try attracting the smaller pieces with a larger piece of eggshell.

[Submitted by We are THAT family](#)

453 - Easy to Peel Hard-Boiled Eggs

Have you given up on hard-boiled eggs because it takes more time to peel them than it does to cook them? Take another crack at it with this simple tip.

[Submitted by The Cardamom's Pod](#)

454 - Better Oven-Baked Potatoes

Follow this simple recipe for perfect baked potatoes. One way to make the potatoes bake faster is to insert stainless steel baking pins into them.

[Submitted by Naturally Knocked Up](#)

455 - Pre-Cut Potatoes

Did you know you can cut up potatoes ahead of time? Just cut and soak in water until you need them.

[Submitted by Everything's Coming Up Daisies](#)

456 - Lump-Free Mashed Potatoes

For lump-free mashed potatoes, try using a ricer. Also, see what method this cook uses to keep them warm.

[Submitted by Premeditated Leftovers](#)



457 - Cut Onions Tear-Free

Try this trick when you have to cut an onion: Hold water in your mouth while cutting it. See additional ideas in the comments section.

[Submitted by Mom's Toolbox](#)

458 - Grilling Tips

Practice these hygiene and safety tips while grilling. Limits flare-ups by adding sugary sauces near the end of cooking time.

[Submitted by Modern Gal](#)

459 - Freezer Cooking Tips

This post has all kinds of ideas about how to make good use of your freezer, from how to flash freeze, how to label everything, and why to keep a freezer inventory.

[Submitted by Getting Freedom from Debt](#)

460 - Frozen Sauce

If you're freezing sauces or soups, use this method to make sure they stay uniform. This way, they're easier to stack and store in your freezer.

[Submitted by House of Hills](#)

461 - Freeze Your Beans

Want the price of dried beans and the convenience of canned ones? Turn dried beans into ready-to-use, frozen beans with this tutorial.

[Submitted by Milehimama](#)

462 - Labeling Freezer Meals

Keep your freezer labels up to date, even when you're using plastic reusable containers. Use a grease pencil (or china marker) to label the outside.

[Submitted by A Busy Mom of Two](#)

463 - Avoid Freezer Burn

Don't let your ice cream go to waste! Limit freezer burn by putting plastic wrap or wax paper directly on the surface of the ice cream before replacing the lid.

[Submitted by TheFrugalGirls.com](#)

464 - Ice Cube Trays

Ice cube trays can be used for so much more than making ice. This ode to ice cube trays notes, among other uses, that you can freeze leftover coffee in the trays and save the cubes to make iced coffee.

[Submitted by Frugal Follies](#)



465 - Slow-Cooked Hamburger

Put your slow cooker to work browning hamburger for you. Freeze the leftovers for later.

[Submitted by The Trent Tribe](#)

466 - Pre-Grilled Chicken

Have cooked chicken ready to go in your freezer for quick meals. Follow these instructions to prep and grill your chicken in bulk.

[Submitted by A Slob Comes Clean](#)

467 - Fresh Nuts

Keep nuts fresh by storing them in the freezer until you're ready to use them.

[Submitted by Bake at 350](#)

468 - Canning for Beginners

This post will teach you the basics of canning and give you ideas for recipes and resources. It's definitely a must-read if you've ever wanted to learn about canning!

[Submitted by Pocket Change Gourmet](#)

469 - Canning Prep

A little preparation can go a long way in canning. Follow these tips, including having extra empty jars sterilized just in case you need them.

[Submitted by Frugal Follies](#)

470 - Microplane® Uses

Check out all of the uses for this handy gadget. The zester/grater can zest citrus fruits, grate hard cheeses, create chocolate shavings, and more!

[Submitted by GoodLife Eats](#)

471 - Refillable Oil Sprayer

Replace aerosol cooking sprays with a pump-action oil sprayer filled with your oil of choice.

[Submitted by Getting Freedom from Debt](#)

472 - Easy Parchment Paper Liner

If you use a piece of parchment paper to line the bottom of cake pans (and you should because it's so much easier to remove cakes), try this method. A few folds, one small cut, and you're done.

[Submitted by Rose Bakes](#)



473 - Easier Foil Lining

Sick of tearing aluminum foil when trying to fit it into a casserole dish? Try fitting the foil over the bottom of the pan first.

[Submitted by Confessions of a Wannabe Baker](#)

474 - Brining a Turkey

Brining creates a tastier turkey. Follow these directions to brine a turkey (or two) in a cooler.

[Submitted by Annies Home](#)

475 - Thicken, Don't Curdle, Your Soup

Here's a basic recipe for making a roux and several tips on how to thicken your soups and sauces without curdling them.

[Submitted by The Local Cook](#)

476 - Saving Crusts

Do your kids turn up their noses at eating bread crusts? Cut them off before they hit the plate and turn them into bread crumbs.

[Submitted by Milehimama](#)

477 - Cheaper Stuffing

This tip is great for around the holidays. Purchase day-old bread and let it go stale on your counter before using it in stuffing. See the varieties this cook likes to use.

[Submitted by Free 2 B Frugal](#)

478 - Pancake Cake

If you want to speed up your pancake cooking time or you're sick of standing at the griddle, try this convenient method. Bake your pancakes in the oven.

[Submitted by Taste and See God's Goodness](#)

479 - Wavy Bacon

If you've ever wanted perfect, wavy bacon, here's your solution. All you need is your oven, a cookie sheet, and some aluminum foil.

[Submitted by Parenting Miracles](#)

480 - Shaping a Loaf of Bread

When you make homemade bread, make sure it rises evenly. See this trick to rolling and shaping your loaf for perfect results.

[Submitted by No Ordinary Moments](#)



481 - Testing a Loaf of Bread

Make sure your bread is all the way done before you bring it out of the oven. Test it with an oven thermometer for perfect results every time.

[Submitted by The Cardamom's Pod](#)

482 - Pie Crust Primer

Ice water and a glass pie dish are just a few of the little-known tips to make the perfect pie crust every time.

[Submitted by Bake at 350](#)

483 - Cutting in Butter

Want flaky, tender biscuits? Get out your cheese box grater or use one of the other 3 methods listed here for cutting in butter.

[Submitted by GoodLife Eats](#)

484 - Gluten-Free Baking Tips

Want to bake for someone with a gluten allergy or intolerance? Check out these guidelines (and all of your ingredient labels)!

[Submitted by My Kitchen Addition](#)

485 - Testing Bundt Cakes

Instead of using a skewer or expensive tester to see when your bundt cakes are cooked through, use a piece of uncooked spaghetti.

[Submitted by Premeditated Leftovers](#)

486 - Sugar Cookie Roll Out

Adding too much flour to cookies when rolling them out can make them tough. Try powdered sugar instead (or one of the other ideas in the comments).

[Submitted by The Diaper Diaries](#)

487 - Help Sugar Cookies Keep Their Shape

Cut-out sugar cookies can sometimes turn into blobs in the oven. Help them keep their shapes by giving them a quick freeze.

[Submitted by Bake at 350](#)

488 - Royal Icing

Take the guesswork out of cookie decoration! Use this royal icing recipe and answers to FAQs to get your cookies looking their best. One tip: Use a quality meringue powder.

[Submitted by Bake at 350](#)



489 - Perfectly Black (and Red) Icing

Ever end up with gray or pink icing when you were aiming for a true black or red? The key is using this high-quality gel food paste coloring and making the icing ahead of time, as it will darken.

[Submitted by Bake at 350](#)

490 - How to Frost Cupcakes

Want bakery-quality cupcakes without the price tag? Follow these simple steps to frosting cupcakes with a pastry bag and tip.

[Submitted by My Kitchen Addiction](#)



Photo by [Bridget of Bake at 350](#)

491 - Cutting Baked Goods

Try cutting a cake with unflavored dental floss. Use a plastic knife to cut brownies easier.

[Submitted by Here's the Diehl](#)

Laundry



The most memorable days usually end with the dirtiest clothes.

I have fought the sock battle long and hard in my home. Early on in my WFMW tip-hunting, I discovered a tip about sock sorting. I marked a small wicker basket with a chalkboard tag for each member of my family and started placing socks directly from the dryer into each person's basket. It sort of changed my sock-hunting life.

- Kristen Welch, We are THAT family





Small Steps on Our Journey, Rachel

When and why did you start blogging?

I've always loved to write, and I thought I could help other moms find simple ways to live a more eco-friendly life.

How would you describe your blog's content and feel?

My content is all me - I'm totally myself there. I'm passionate about "green" things and love sharing what I find with other people through my blog.



What's the best tip you've found from WFMW?

How to easily peel a farm fresh egg - by putting a hole in the shell before boiling it! Brilliant.

How has being a part of WFMW changed your blogging experience?

It's made me feel like a part of a larger community, and the tips and knowledge I've gained has been awesome. The traffic We are THAT family sends is also amazing!

492 - **Homemade Powdered Laundry Detergent**

Want to save money on laundry detergent? Try this recipe using a bar of soap, Borax, washing soda, and an oxygen cleaner.

[Submitted by Milehimama](#)

493 - **Homemade Liquid Laundry Detergent**

This video shows you how to make liquid laundry detergent (for regular or HE washers) on the stovetop with a bar of laundry soap, Borax, washing soda, and water. Read the comments to see how much to use per load of laundry.

[Submitted by The Morris Tribe](#)

(NOTE: My appliance repairman suggests washing your clothes with hot water when you use homemade detergent [and even some store-bought natural detergents] because soap and fabric softener can build up on the inner drum of front-load washers. He also said it doesn't hurt to use a product especially made for cleaning your washing machine every now and then. - Jennifer De Groot)



494 - Stain Bucket

Throw all of your stained laundry into a basket or bucket so you'll remember to treat them. Be sure to see the stain removal soak link that shows how to remove the stains too.

[Submitted by Mama's Laundry Talk](#)

495 - Homemade Oxygen Cleaner

Make your own stain treatment and laundry booster with this recipe. All you need are water, hydrogen peroxide, and baking soda.

[Submitted by Feeding Four](#)

496 - Fabric Softener Alternative

Do your towels smell funky or feel rough? Vinegar can be an excellent alternative to fabric softener and can often remove lingering smells.

[Submitted by Premeditated Leftovers](#)

497 - Grease Remover

If you have grease spots on your clothes, spot treat them with dish soap.

[Submitted by Small Steps on Our Journey](#)

498 - Removing Underarm Stains

Do you have a stash of white shirts yellowed and stained by sweat? Try using this baking soda method.

[Submitted by Loving My Domestic Life](#)

499 - How to Strip Cloth Diapers

Cloth diapers may be great for your wallet and the environment, but sometimes they aren't great for your nose. Try this method to bring back a fresh scent.

[Submitted by miskellany](#)

500 - Repurposed Shirts

If you can't save a shirt that's stained, use it as a rag or cut out the bad spots. See this post for 2 cute ideas.

[Submitted by Mom is in the Fishbowl](#)

501 - Plan-Ahead Drying

Maximize or minimize the heat put off by your dryer by running it at different times during different seasons.

[Submitted by i Dream of Clean](#)



502 - Cut Your Dryer Sheets

If you choose to use dryer sheets, cut them in halves or thirds. Use only what you need for each load.

[Submitted by Many Little Blessings](#)

503 - An Extra Spin

Want to speed up your drying time? Try spinning your laundry loads more than once in the washing machine.

[Submitted by Tea Time with Annie Kate](#)

504 - Speed up Drying Time

Add a clean towel to your dryer loads to speed up the drying process.

[Submitted by Unintended Housewife](#)

505 - Line-Drying Tips

In addition to singing the praises of line-drying, this article has instructions to make an indoor clothesline. Another great tip: Put your basket of clothes on a rolling chair to save your back as you hang them.

[Submitted by The Earthling's Handbook](#)

506 - Indoor Clothesline

Want to rely less on your dryer? See this post to make an indoor clothesline with dowels, laundry line, and a few screws.

[Submitted by Big Binder](#)

507 - Clothesline Help

Here are a number of excellent tips from a line-drying pro. A couple of ideas: Hang your pants from the bottoms and your shirts from the waist.

[Submitted by The Morris Tribe](#)

508 - No-Iron Steaming

Do you hate ironing, but lack a steam setting on your dryer? Try this solution with a damp washcloth and your dryer.

[Submitted by Weird, Unsocialized Homeschoolers](#)

509 - Hanging Laundry Bags

If you're short on space, consider these laundry bags that can hang from a door. See the tutorial for adding words to these cute canvas bags.

[Submitted by The Red Chair Blog](#)



510 - Zippered Mesh Bags

These relatively inexpensive bags are excellent for laundering everything from pantyhose to cloth pads to scarves. Read on to see a great method to clean handkerchiefs with these mesh bags when you're sick.

[Submitted by The Earthling's Handbook](#)

511 - Pare Down Kid Clothes

The first step to controlling laundry (and clutter) is to get rid of extraneous clothes. This printable list contains a reasonable amount of clothes kids should have on hand.

[Submitted by Polka Spot Farm](#)

512 - Bulk Up

Once you've pared down the amount of clothes your family has, purchase lots of matching sock sets per person to keep matching easy.

[Submitted by Milehimama](#)

513 - Fold and Put Away

Fold and put away loads as you do them. Also, check out the information about how to start a family closet.

[Submitted by Forever, For Always, No Matter What](#)

514 - Laundry Every Day

To keep up on this never-ending chore, this mom does a load of laundry every day. See if her system can work for you.

[Submitted by A Busy Mom of Two](#)

515 - Launder When You Want

Don't overlook the delayed wash cycle on your washing machine. Learn how to wash while you sleep.

[Submitted by The Diaper Diaries](#)

516 - Storing Children's Pajamas

Make it easy for your kids to grab a set of pajamas. Follow these pictures to fold the shirts inside the pants.

[Submitted by Mama's Laundry Talk](#)

517 - Fold a Fitted Sheet

A fitted sheet can be folded flat! This post walks you through each step in pictures.

[Submitted by Somewhat Crunchy](#)



518 - Keep Track of Children's Laundry

If your children's clothes are missing tags or you want to sort your laundry faster, try the Dot Method. All it takes is a permanent marker and a couple of dots to see which clothes belong to which child at a glance.

[Submitted by Mama's Laundry Talk](#)

519 - Reinforced Jeans

Protect new jeans before they get knee holes! Follow these instructions to insert patches inside the jeans.

[Submitted by TheFrugalGirls.com](#)

520 - Taming Polo Collars

Polo shirts look great, as long as their collars lie flat. Try these 6 tips to get your polos looking their best.

[Submitted by Mama's Laundry Talk](#)

521 - Wash Sets Together

Ever notice that one piece of a clothing set looks more faded than the others? Wash matching sets together, even if the other pieces aren't dirty.

[Submitted by Smockity Frocks](#)

Marriage



WIFE: Do you want dinner?
HUSBAND: Sure, what are my choices?
WIFE: Yes or no.





To Love, Honor and Vacuum Sheila Wray Gregoire

When and why did you start blogging?

I started in March of 2008 because I've always loved telling people what to do! Or perhaps that's too simplistic an answer. I've been writing books and articles for Christian publications since 1999, and I thought it was about to time to enter the blogging revolution. I also look at it this way: I write books, and those books are read by thousands. But my blog had half a million views last year. So while writing books is useful (my latest one is The Good Girl's Guide to Great Sex), if you really want to reach people, blogging is the way to do it!



How would you describe your blog's content and feel?

I talk about Christian marriage, and even dare to mention--gasp--sex! I try to talk about things that are real that every woman experiences, without pretenses. I think sometimes, especially in the Christian world, we shy away from some topics, or we try to appear perfect. I don't. I want my blog to be a comfortable place where people can come for advice, tips, inspiration, and, most of all, community.

What's the best tip you've found from WFMW?

It sounds odd, but I remember reading once about a woman who let her kids sleep in their day clothes, because it saved her chaos in the morning. It's not that I ever used that tip, but I remember thinking, "Wow, you really are allowed not to follow the rules. It really is okay to do things the way you have to do them to make your family work." It was very freeing!

How has being a part of WFMW changed your blogging experience?

WFMW brings so many great women to my site, and makes me feel like I'm part of a much larger community. When I was trying to grow traffic to my blog in the early days, and get my site better known, I posted every week. I'm a little more sporadic now. But each time I join, I get so many new, helpful visitors who love to comment, and it reminds me that I should be joining up more often!

522 - Practical Tips from a Newlywed

Here's some great advice to improve your marriage, including not being a nag.

[Submitted by Downright Domesticity](#)



523 - Make Your Husband Happy

Everybody enjoys a little personal time. Men, with the pressures of work and responsibilities of family, also need to have fun. Don't forget to help them make time for themselves.

[Submitted by Family Work Life](#)

524 - How to Respect Your Man

Men crave one thing from their wives above all else: respect. But sometimes it's hard to define how to give them what they desperately want. Here are 10 practical ways to give them the respect they need, including asking their advice and not taking over!

[Submitted by Feels Like Home](#)

525 - What He Needs From You

Your husband doesn't need a clean house or a good meal, although those are handy. He really needs respect, unconditional acceptance, and a few more key responses from you.

[Submitted by Modern Mrs Darcy](#)

526 - Supporting Your Husband at Work

A man is his work, so they say. A wife can encourage her husband by supporting him in his job with these thought-provoking tips.

[Submitted by Modern Mrs Darcy](#)

527 - Appreciate Him

Sometimes he just needs to know that you appreciate how hard he works. This post is excellent and filled with valuable ways to recognize him.

[Submitted by To Love, Honor and Vacuum](#)

528 - Praise Him

Praising your spouse doesn't always come naturally, but it's always a good decision. Here are 10 really fun ways to send them a message that you appreciate them (lipstick and mirror included)!

[Submitted by Women Living Well](#)

529 - What's Your Motivation?

When we want our mate to do something for us, it's easy to slip into manipulation-mode, but the motivation of our heart matters and impacts our marriage.

[Submitted by Laugh With Us](#)

530 - Having a Marriage Full of Grace

"My marriage needs to be regularly rescued by grace." Not only is this a beautiful post, but it's full of helpful reminders that challenge us to work hard on our marriages.

[Submitted by The Chuppies](#)



531 - Fight for Your Marriage

He's the one, even when you don't like him! Marriage is a commitment and these 11 fabulous tips will help you value, cherish, and fight for your marriage.

[Submitted by Modern Mrs Darcy](#)

532 - Keep Your Marriage Strong

Setting priorities in your marriage will bring you many rewards. Great marriage advice ahead.

[Submitted by Family Friendly Frugality](#)

533 - A Rut-Free Relationship

It's easy to slip into a marriage rut after a few years of marriage. Here are a few tips to revive a marriage, including laughing together, sharing a hobby, and spending time together.

[Submitted by To Love, Honor and Vacuum](#)

534 - Fixing a Broken Marriage

When we approach marriage problems in our own wisdom, we often resort to a "fix-it" mentality. Giving our marriage to God is important because with Him, all things are possible.

[Submitted by Your Daily Dose of Del Signore](#)

535 - When You're Spiritually Mismatched

Being married to an unbeliever doesn't mean your marriage has to be terrible. It can be amazing. This is a powerful post on how to thrive when you're not matched spiritually.

[Submitted by Women Living Well](#)

536 - A Marriage Reminder

This simple, yet beautiful, token will be a great reminder of your commitment to each other in good times and bad.

[Submitted by Titus 2 Homemaker](#)

537 - Communication: It's All in the Delivery

Many people believe communication is the key to marriage. But timing and delivery are everything. These 11 communication tips are very helpful!

[Submitted by Stray Thoughts](#)

538 - Get Your Man Talking!

Men are from Mars, right? They certainly communicate differently than women. This simple communication tip of going to bed at the same time will surely get your man talking!

[Submitted by Modern Mrs Darcy](#)



539 - Questions to Ask Your Spouse

How well do you really know your spouse? These questions will help you get to know your mate better.

[Submitted by Graceful Girls and Brave Boys](#)

540 - On Being Quiet

The art of silence, a rare gift these days, can help create the atmosphere of peace in your home we all need occasionally.

[Submitted by The Legacy of the Home](#)

541 - Keep Quiet!

Here's a fabulous marriage tip: Don't share your squabbles with your family.

[Submitted by Discovering Together](#)

542 - Date Your Mate

Continuing courtship throughout your marriage is a great way to keep the spark in your marriage. This post is full of great ideas!

[Submitted by To Love, Honor and Vacuum](#)

543 - Romantic Date Night Idea

Date night idea: Plug in a strand of white Christmas lights, make your favorite hot drink, light some candles, and watch a romantic movie.

[Submitted by Creative 2x Mom](#)

544 - Creative Date Night at Home

Every couple needs an occasional date night, but not all date nights have to be expensive or even outside of the house! Read how one couple has creative, fulfilling date nights at home.

[Submitted by Graceful Girls and Brave Boys](#)

545 - A "Favorites" Date Night Idea

Celebrate a date night doing all of your favorite activities together: eating your favorite foods, watching your favorite movies, etc.

[Submitted by Creative 2x Mom](#)

546 - Gifts Your Man Will Love

It's easy to fall into a rut of doing the same thing over and over with your spouse. Here are 10 awesome date night "gifts" to give your man. Hint: Dinner and a chick-flick didn't make the cut!

[Submitted by Homegrown Mom](#)



547 - A Marriage Devotion

This recommended book, *The Excellent Wife: A Biblical Perspective*, offers practical, life-changing suggestions for being the wife God created you to be.

[Submitted by A Purpose Driven Home](#)

548 - Money and Marriage Book Review

Money issues in marriage can make or break a union. Getting on the same page when dealing with finances is crucial. This book gives some great tips for new marriages.

[Submitted by Tea Time with Annie Kate](#)

549 - Getting on the Same Page Financially

Finances can make or break a marriage. It's the number one thing most couples disagree about. These 4 tips will help disagreeing couples manage their money.

[Submitted by Modern Gal](#)

550 - Let's Get Physical

Most husbands crave adventure or a bit of physical activity, so encourage it! This post offers several good tips on how and why we need to let our men be active.

[Submitted by Modern Mrs Darcy](#)

551 - Birth Control in Marriage

Here's information about birth control choices within marriage and the pros and cons of each choice.

[Submitted by To Love, Honor and Vacuum](#)

552 - When He Travels

Sometimes it's hard when your spouse travels. Here are some helpful tips to help you deal with the time apart.

[Submitted by Stray Thoughts](#)

553 - Travel Surprises

They say absence makes the heart grow fonder...so when your spouse travels, use it as an excuse to surprise him by tucking little notes in his luggage.


[Submitted by Friday Night Date Nights](#)

Odds and Ends



“Enjoy the little things, for one day you may look back
and realize they were the big things.”

- Robert Brault






Many Little Blessings, Angie

When and why did you start blogging?

I began blogging near the end of 2006 when I started reading blogs and couldn't help but jump right in. It was also a time of a lot of change for our family, so writing about it seemed like just exactly what I needed.



How would you describe your blog's content and feel?

Many Little Blessings chronicles my life as a 30-something Catholic homeschooling Mom. I'm a domestically challenged artist and web designer with quirky, nerd-like tendencies sharing practical advice on faith, family, and household management.

What's the best tip you've found from WFMW?

Wow - I have no idea! There have been so many years of wonderful years of reading WFMW tips that there is no way I could pick just one tip.

How has being a part of WFMW changed your blogging experience?

I have loved that WFMW has introduced me to so many amazing blogs that I might not have found otherwise. And, admittedly - I love having known that I've had so many tips that have been well-received and have helped others!

554 - 72-Hour Kits

Prepare a short-term emergency kit for your family and update it every 6 months. See this post for what to bring beyond food and water.

[Submitted by While He Was Napping](#)

555 - Healthier Emergency Food

Stocking your 72-hour kit, but want to keep up a healthy diet (and avoid the high sodium content found in many packaged foods)? Check out this 3-day meal plan using foods like nuts and oatmeal.

[Submitted by The Saved Quarter](#)



556 - Power Outage Kitchen Prep

Do you know how to minimize damage to the contents of your fridge and freezer during a power outage? Install thermometers and follow these other practical steps to keep your food safer.

[Submitted by The Prudent Pantry](#)

557 - Sick First-Aid Kit

Sick of trying to find medical supplies when someone gets ill in the middle of the night? Assemble this portable kit and you'll have what you need at your fingertips.

[Submitted by Mom is in the Fishbowl](#)

558 - Giving Medicine to Kids

This mom found syringes to be the best way to administer medicine. Read about her filing technique and how she prepares doses ahead of time.

[Submitted by Superchikk](#)

559 - Car Emergency Kit

In addition to having the normal car emergency supplies (first aid kit, jumper cables), add a few ideas from this list (like a roll of paper towels) from a prepared mom. Check the comments for additional ideas.

[Submitted by Raising Olives](#)

560 - Summer Survival Kit

Want to help out your man? Try preparing this summer kit filled with extra food and clothes for him to keep in his vehicle.

[Submitted by Hoosier Homemade](#)

561 - Water Safety

This mom tells the story of the near-drowning of her child. She also gives several important water safety tips.

[Submitted by Clumsy Crafter](#)

562 - Prevent Contamination

Did you know that toilets can spray out over a large radius? Keep your toothbrushes and hand towels safer by closing the toilet lid prior to flushing.

[Submitted by Live Life to the Full](#)



Photo by [Superchikk](#)



563 - Must-Do Home Maintenance

Once fall arrives, it is time to prepare your home for the winter months. Here's a list of maintenance ideas, like cleaning out your gutters, for your house.

[Submitted by Simple Catholic Living](#)

564 - Strip Wallpaper

Strip off wallpaper with the help of this vlog. With a minimal investment in tools (and cheap fabric softener), you'll be able to remove the wallpaper easier than you thought possible.

[Submitted by Hoosier Homemade](#)

565 - An Old-Fashioned House

"People, in these days, forget that creativity and hard work are what make an inexpensive home lovely and valuable." This post will inspire you to make do with what you have.

[Submitted by The Legacy of Home](#)

566 - Happiness Scavenger Hunt

Find a little happiness in your day. Follow these directions and list what makes you happy. Then, do it!

[Submitted by Girls in White Dresses](#)

567 - Difficult Conversations

Don't fret those hard conversations! Follow these 6 steps to seek reconciliation, regardless of the issue.

[Submitted by Discovering Together](#)

568 - Mentors

A good mentor can have a huge impact on the life of a mom (and her whole family). This excellent post discusses how to be and find a mentor.

[Submitted by The Morris Tribe](#)

569 - Be a Great Friend

Don't think you have to have it all together to be the best friend. This blogger has figured out the best way to be a great friend: being real.

[Submitted by My Life and Kids](#)

570 - Uses for Coffee Filters

Whether you drink coffee or not, coffee filters can come in handy all over the house. Consider keeping them around for these 12 ideas, including filtering your cooking oil.

[Submitted by The Fiskerelli Bellies](#)



571 - Battery Changes

Take the guesswork out of changing toy batteries by writing the type and number of batteries required on the battery cover with a marker.

[Submitted by Peaceful Home](#)

572 - Jigsaw Puzzle Storage

Store in-progress jigsaw puzzles on a bulletin board. The pieces stick to it nicely and it can be slid under a couch or bed.

[Submitted by Moneywise Moms](#)

573 - Easier Snow Shoveling

Want to make shoveling your driveway go a little faster and easier? Make your snow shovel slippery with cooking spray.

[Submitted by Sandwiched](#)

574 - Packing for College

What do your students really need when they leave home? Make sure you've checked out this 10-point list, with everything from socks and underwear to good electronic chargers.

[Submitted by The Jammie Girl](#)

575 - Deflate Mylar Balloons

Did you know you can deflate Mylar balloons and refill them later? Just use a plastic straw to remove all of the air. Fill them up again at a party or dollar store.

[Submitted by Bitterroot Mama](#)

576 - Extend the Life of Cut Flowers

Make the flowers you bring indoors last even longer with these suggestions. One tip: Trim off all of the leaves that are below the waterline.

[Submitted by Shine Your Light](#)

577 - Transform Dying Flower Bouquets

Ever have some dead flowers in an arrangement, while others still look in their prime? See how easy it is to transform a slightly withered flower bouquet into something smaller and dazzling.

[Submitted by Moore Minutes](#)

578 - Fruit Fly Trap

Deal with your fruit fly problem by placing a little apple cider vinegar and a drop of dish soap in a shallow bowl and covering it with plastic wrap. Poke a few holes in the plastic and then watch the fruit flies congregate.

[Submitted by Kitchen Stewardship](#)



579 - Natural Ant Removal

If you're being invaded by ants, try one of these ideas. Make this homemade spray or try one of these barrier methods.

[Submitted by Kitchen Stewardship](#)

Organization



"To know where you can find a thing is the chief part of learning."
- Unknown

The key to organization for me is simple: baskets. I stash cute baskets of all shapes and sizes all over the house. They hide toilet paper, toys, paperwork, and, most of all, clutter.
- Kristen Welch, We are THAT family





Moneywise Moms, Gina

When and why did you start blogging?

We moved from LA to DC and I was suddenly home with three kids under 3, trying to survive on 45% of our previous salary. After sharing my coupon and sale successes with friends and family over email, I started my blog in the fall of 2008.



How would you describe your blog's content and feel?

I blog about family finance and frugality, sharing strategies to help stressed moms balance the family budget while eating well and spending quality time with their kids.

What's the best tip you've found from WFMW?

I don't know, I've been reading them since they were on Rocks in My Dryer! I think I saw my first Window Mistreatment on WFMW, and I especially like the simple organizing tips that people share.

How has being a part of WFMW changed your blogging experience?

It was the first meme I really connected with and found new readers from. I love that it transcends all niches and lets bloggers connect no matter what the topic. It also gives you an opportunity to blog about something outside your niche if it doesn't fit somewhere else!

580 - Create a Household Management Notebook

Organize your life with a binder tailored to your family and designed to help you keep track of everything from your finances to school activities. See the post for lots of ideas to get you started, as well as links to additional resources.

[Submitted by Help for Smart Moms](#)

581 - Bill Schedule

Don't miss paying any of your monthly bills! Type up a list of bills that need to be paid and check them off as you pay them. See post for an example.

[Submitted by 2 Make Ends Meet](#)



582 - Organized Gift Receipts

Make returns easy on yourself. Keep track of your holiday gift receipts by grouping them by person and stapling them at the top. Storing them in a cute purse is optional.

[Submitted by Simple Organized Living](#)

583 - 3 Ways to Organize Coupons

Many people use one of these three methods to organize their paper coupons. See how to use a coupon binder, an accordion wallet, or a box.

[Submitted by Help for Smart Moms](#)

584 - Family Traditions Notebook

Keep track of your family's special days and traditions with a notebook you can reference through the years. See the post for some fun additions to your calendar, like August 18, Cupcake Day.

[Submitted by Spell Outloud](#)

585 - Christmas Notebook

Keep your holiday season organized with this planner you can use year after year. Include items like your gift list and your Christmas card recipient list.

[Submitted by Blessed Beyond a Doubt](#)

586 - Keepsake Card Holder

If you can't bear to throw special greeting cards away, turn them into a little book. These instructions will allow you to group them by year (or occasion) so you can continue to enjoy them.

[Submitted by Chocolate Moments](#)

587 - Organize Your Garage Sale

Take charge of your garage sale with these 10 ideas. One tip: Hang up the clothes you want to sell.

[Submitted by MarytheKaytheBlog](#)

588 - Advertise Your Garage Sale

Advertise smarter with this helpful post. Find out what the norms are for your area in terms of when to have your sale and where to post announcements about it.

[Submitted by A Slob Comes Clean](#)

589 - Prep for a Move

Stay flexible with your moving plans! Check out this guide to creating an "open first" box with the essential items you'll need when you move in.

[Submitted by Today's Housewife](#)



590 - Tracking Moving Boxes

This notebook system helps you keep tabs on what's in each of your moving boxes. It may take a time investment initially, but you will be able to find what you need quickly.

[Submitted by Just a Southern Girl](#)

591 - Hanging Beds

Are your children's bedrooms small? Check out this tutorial for creating hanging beds.

[Submitted by Cook. Sew. Grow.](#)

592 - Picture Toy Labels

If you want to make it easier for little ones to pick up their toys, label their toy containers with photos of what goes inside.

[Submitted by Many Little Blessings](#)

593 - Display Children's Artwork

If you're overwhelmed by the output of your little Picassos, here are 8 ways to display kid art without using the refrigerator.

[Submitted by House of Hepworths](#)

594 - Puzzle Bags

Want to cut down on puzzle storage space? Keep the picture from the box and the pieces in plastic zipped bags. Then you can ditch the rest of the box.

[Submitted by My Blessed Life](#)

595 - Sticker Album

Corral stickers in a photo album. Your kids can enjoy them longer and they won't end up all over your house (hopefully).

[Submitted by For the Love of Naps...](#)

596 - Small Block Storage

Make cleanup time easier! Keep track of small blocks by playing with them on a fitted sheet.

[Submitted by From Inmates...to Playdates](#)

597 - Toy Rotation

Keep down on clutter and toy burnout by instituting a toy rotation system in your house. Here are some practical ideas to get you started.

[Submitted by Moms in Need of Mercy](#)



598 - Stop the Clothes Battle

Sick of fighting over what your kids will wear that day? Stay organized for a week *and* let your kids choose their clothes with this solution.

[Submitted by The Diaper Diaries](#)

599 - CD/DVD Storage

Transfer your movies, games, and CDs into a carrying case to save on space. Track which disc goes in which slot with this system.

[Submitted by Be Thou Exalted](#)

600 - Stair Bucket

Cut down on clutter on your stairwell by designating a stair bucket to use to carry things up and down. Check out the car bucket link too for a similar concept.

[Submitted by Living Peacefully Less Stressed](#)

601 - Organize Your Greeting Cards

Keep track of birthdays and anniversaries with this system. Try gathering the cards you'll need at the beginning of each year and addressing the envelopes at the beginning of each month in which they'll be sent.

[Submitted by Mary Ann's House](#)

602 - Tracking Library Books

Keep your library use free of charge by tracking where the books are and when you returned them. This mom suggests using one library card per family.

[Submitted by Life as Mom](#)

603 - Store Leftover Paint

Have a huge stash of paint cans sitting around? Ditch your bulky gallon paint containers and convert to canning jars with cute labels.

[Submitted by goodbye, house. Hello, Home!](#)



Photo by [goodbye house. Hello Home!](#)

604 - Over-the-Door Shoe Organizers

You might be underestimating the usefulness of the hanging shoe organizer if you're just using it to store shoes. This post has 10 great ideas, from winter accessory storage to holding craft materials.

[Submitted by Happy Clippings](#)



605 - Jewelry Organizer

Create a spot to hang your necklaces with hooks and a piece of finished wood. See the post for instructions and additional storage ideas for earrings.

[Submitted by On My Side of the Room](#)

606 - Organize Your Purse

Use a generic purse organizer to easily find what you need or to change purses quickly. See the post for this blogger's other favorite organizational tools.

[Submitted by Joyful Homemaking](#)

607 - Wet Swimsuit Storage

Eliminate drips around the house by hanging wet swimsuits in your shower with these removable hooks.

[Submitted by No Ordinary Moments](#)



Photo by [Kendra of On My Side of the Room](#)

608 - Plan Your Funeral

Make things easy on the people you leave behind by getting your affairs in order now. Utilize the links in this post to get you started.

[Submitted by Postcard from the Promised Land](#)

(NOTE: Another idea for parents is to have a parenting plan for any future guardians. Write out your parenting philosophy and anything else you feel strongly about and include this with your letter of last instructions. - Jennifer De Groot)

609 - Kitchen Cabinet Organization

Here are some great ways to organize your kitchen cabinets, including using lazy susans. Make it easy to find what you need by liberally using rub-on labels or chalk ink.

[Submitted by Moore Minutes](#)

610 - Organize Your Spices

Get your spices in order with this post full of creative and beautiful images.

[Submitted by Pocket Change Gourmet](#)

611 - Recipe Binder

If you're ready to graduate from a recipe card box, see how to organize your recipes in a 3-ring binder. This system makes it easy to add great recipes or subtract the duds.

[Submitted by Proverbs 31 Living](#)



612 - Online Recipe Organization

You can organize and simplify your recipes with Ziplist, a free online service that also helps manage your grocery lists.

[Submitted by Pocket Change Gourmet](#)

613 - Organized Grocery List

Keep to your list by personalizing it with this easy method. Choose the store you go to most frequently and order your list by the way you walk around it.

[Submitted by This Blessed Life](#)

614 - Drinking Cup Organization

Trying to keep track of drinks when you have company (or a large family) can be challenging. Save on dishes by using this idea made from a placemat and stickers.

[Submitted by Smockity Frocks](#)

615 - Maximize Closet Space

Feel like you're being buried in baby gear? See how this closet became more functional with the installation of a couple of horizontal shelving units.

[Submitted by i Dream of Clean](#)

616 - Closet Organization

Is your closet cluttered and in need of organization? Read this post for inspiration to tackle the job.

[Submitted by Joyful Homemaking](#)

617 - Go Vertical

Use your vertical space wisely. Install hooks inside closets or anywhere else you need extra room.

[Submitted by Moneywise Moms](#)

618 - Organizing Desk Drawers

Are your drawers full and disorganized? Here you'll find tips for organizing them.

[Submitted by Joyful Homemaking](#)

619 - Organizing Office Supplies

No need to spend money on spendy drawer organizers; using a cutlery tray is a great way to keep supplies organized.

[Submitted by Unintended Housewife](#)



620 - Redecorating and Decluttering

When redecorating and decluttering an area, it can be hard to know where to start. Follow the *Organized Simplicity* plan and start by removing everything from the room.

[Submitted by Scribbles From Emily](#)

621 - Computer Desk Papers

If your computer area is buried in papers, use this simple folder system to tidy it up.

[Submitted by Linda's Lunacy](#)

622 - Dealing with Mail

Keep on top of your mail by sorting it and then shredding or dealing with it immediately. See the post for tips in 3 different organizational areas.

[Submitted by Ronni's Resources](#)

623 - Staging Area

Tired of hunting down lost keys? Keep a basket near the front door and drop your keys in the same spot every time you come in.

[Submitted by Ronni's Resources](#)

Parenting



Hearing a scream from the playroom, the mother rushed in and found her infant son pulling the hair of his four-year-old sister. After separating them, the mother said to her daughter, "Don't be upset with your brother, honey. He didn't know he was hurting you." No sooner had the mother returned to her chores than she heard more screaming. This time she rushed in and found the baby crying.

"Now what happened?" she asked. "Nothing," said the girl, "except that now he knows."





Life as Mom, Fish Mama

When and why did you start blogging?

I started Lifeasmom.com in May 2008 and GoodCheapEats about a year later.

How would you describe your blog's content and feel?

LifeasMOM.com is designed to help moms tackle their regular jobs and still enjoy the process. "Life as MOM" is hard, but it can be extremely rewarding. GoodCheapEats.com is where I share "delicious ways to act your wage."



What's the best tip you've found from WFMW?

I've loved seeing different ways to display children's artwork.

How has being a part of WFMW changed your blogging experience?

It's helped me be more intentional and to share ideas that are truly helpful rather than just blather on about whatever.

624 - Expert Parenting Advice

The only true experts on having kids are those who don't have any. Learn what to let go and what really matters, like loving your spouse.

[Submitted by The Diaper Diaries](#)

625 - Finding Balance

One of the hardest things about being a parent is finding time to do it all. This advice from a mom of 6 includes a recommendation to seek balance.

[Submitted by Alicia's Homemaking](#)

626 - Patient Parenting

Is lack of sleep or hydration making you cranky? Take these 5 steps toward more patient parenting today.

[Submitted by Inspired to Action](#)



627 - Extended Parental Absence

Help kids track a parent's absence by counting the number of days he or she will be away and then make a chocolate countdown for your kids. Also, see a great gift to make the parent who will be gone.

[Submitted by From Inmates...to Playdates](#)

628 - Coping with a Parent's Illness

Being sick as an adult isn't fun, especially when you have to explain it to a small child. See this list of 10 things to try when you're in this situation, including keeping routines consistent.

[Submitted by miskellany](#)

629 - Obedience

Childhood obedience comes from consistency. Teach your kids to obey -- the first time.

[Submitted by A Mommy's Blessings](#)

630 - Love & Logic®

The parenting approach presented in the Love & Logic® book series can help you feel more calm and in control. One of the suggestions is to tailor the consequences to your child's behavior.

[Submitted by It Feels Like Chaos](#)

631 - Strong-Willed Children

Having an iron will can benefit kids, especially as they grow. While they're under your watch, try these 5 tips, which include ceasing yelling and nagging.

[Submitted by We are THAT family](#)

632 - Saying "No" to "No"

Do you find yourself saying "No!" too often to your kids? Expand your responses with these helpful ideas.

[Submitted by ProductiveParenting.com Blog](#)

633 - Raising Imperfect Kids

Do you feel let down by the way your kids behave? Don't be so hard on yourself and expect perfection from them or yourself.

[Submitted by The Clumsy Crafter](#)

634 - Tender Moments

Give your children childhoods filled with happy memories. Try out some of these ways of connecting with your family via tender touch.

[Submitted by Women Living Well Ministries](#)



635 - One-on-One Time

Do you spend enough intentional time with each of your kids? Make your time together consistent with these great tips.

[Submitted by Gravity of Motion](#)

636 - Listen to Your Kids

Do you find time to really listen to what your kids are saying? Try one of these 7 ways, like talking to them one-on-one in the car.

[Submitted by Birthblessed!](#)

637 - Hold a Kid "Pow-Wow"

Keep the lines of communication open by nightly sharing one "pow" that your kid is upset about. Encourage them to share as many "wows" as they want.

[Submitted by The Diaper Diaries](#)

638 - Keep Journals

Show your kids how much you love them by writing to them regularly in journals. As they get older, share them with them.

[Submitted by The Boatwright Family](#)

639 - I Like You

Transform your relationship with your kids by reminding them that you not only love them, but you like them. Check out this sweet book that makes it easy to share likes and memories daily.

[Submitted by The Diaper Diaries](#)

640 - Use a Special Plate

Make your kids feel loved by giving them a "You Are Special" plate on important occasions. You can purchase one or designate your own special plate.

[Submitted by We Are THAT family](#)

641 - Produce Excitement

Get your kids excited about their fruits and veggies with these 5 ideas. One tip: Tie in their food choices with children's books you read together.

[Submitted by Celebrating Family](#)

642 - Grocery Shopping Tips

Overwhelmed with whining on your outings? Enjoy shopping with your kids again with these 14 tips.

[Submitted by New Nostalgia](#)



643 - Good Public Behavior

Encourage good behavior outside of your home by practicing while you're still in it. Check out these tips to reinforce the behavior you want.

[Submitted by The Morris Tribe](#)

644 - Out-of-the-House Fun

Don't leave family functions too late (i.e. when your kids are in meltdown mode). Leave when you're all still having fun.

[Submitted by We are THAT family](#)

645 - 7 Ways to Wait

Find plenty to do with kids while waiting for anything. Try singing songs together softly next time.

[Submitted by Raising Olives](#)

646 - Eating Out

Want to make meals out run smoother? Check out the menu before you go and order right away.

[Submitted by Here's the Diehl](#)

647 - Teaching Service

Serving others doesn't always come naturally, so utilize this list of 8 ways to teach your kids to become servant-minded. One tip: Don't over-commit.

[Submitted by The Morris Tribe](#)

648 - Start Chores Early

Even young children can help around the house by cleaning up their toys, sorting laundry, and unloading the dishwasher. Check out this guide to age-appropriate chores for ages 1-11+.

[Submitted by i Dream of Clean](#)

649 - Mommy Business Cards

Don't think you need a business card for one of the most difficult jobs on earth? See these 6 reasons you should order some today, which include keeping up connections with your neighbors.

[Submitted by Milehimama](#)

650 - Mom Comparison

This post reminds moms of the pitfalls of comparison. Plus, it has practical ways to create a mothering mission statement tailored to you.

[Submitted by Inspired to Action](#)



651 - Mom Breaks

Being a mom is hard work; don't feel guilty for needing a break every now and then! Use one of these 6 childcare ideas when you need a little time to yourself.

[Submitted by MississippiMom.com](#)

652 - Dealing with Treats

What do you do when a well-meaning person sends home a treat you don't want your kid to eat? Try these 6 ideas, which include explaining to your kids why you're not thrilled with that food selection.

[Submitted by Gospel Homemaking](#)

653 - Morning Organization

Keep your mornings rolling smoothly with a pre-printed schedule. See the tutorial to make your own schedule using words and pictures (for pre-readers).

[Submitted by How Does She?](#)

654 - Getting Ready in the Morning With Little Ones

Start your day off right. Here are several tips to help your morning routine when you've got infants and/or toddlers.

[Submitted by Overcoming Busy](#)

655 - Early Sign Language

Introducing children to sign language at a young age has many benefits. Try using one of these resources with your kids when they're between 1 and 3.

[Submitted by Home With Purpose](#)

656 - Book Time

Encourage your kids to read quietly by themselves for around an hour a day. See this mom's top 5 reasons why you should add this element to your routine.

[Submitted by Tolivers to Texas](#)

657 - Investment "Kindergarten"

Use gardening as an object lesson to teach your kids about investing. See how to have your kids become stockholders in your gardening company (and learn a little about growing things too)!

[Submitted by The Morris Tribe](#)

Pets



"Dogs have owners. Cats have staff."
- Author Unknown






A Young Wife's Tale, Ashley

When and why did you start blogging?

I started blogging in April of 2009 because my husband was diagnosed with Psoriatic Arthritis. The doctors said he was going to get better, but he was only getting worse. I didn't know anyone our age dealing with such a serious disease. Blogging was a way for me to deal with his debilitating illness and connect with others suffering from chronic illnesses.



How would you describe your blog's content and feel?

I tell it like it is. I do not sugarcoat what it's like to have to bathe and dress your husband when he's bedridden from a Psoriatic Arthritis flare when you're both in your twenties. But, I share things that do help us and try to keep a sense of humor. I also blog about drinking too much Diet Coke®. ;)

What's the best tip you've found from WFMW?

Kristen's broken eggshell tip!

How has being a part of WFMW changed your blogging experience?

I've enjoyed visiting a variety of blogs and knowing that when I have a great tip, I have a forum where I can share it.

658 - Green Pet Tips

Going green is not just for people! You can use natural products to improve your pet's health. This post has many helpful tips like keeping your pet tick-free with lemongrass essential oil.

[Submitted by Everblossom](#)

659 - Peanut Butter Dog Treats

Don't pay for expensive dog treats when you can make your own. These peanut butter biscuits look good enough to eat!

[Submitted by Fake-It-Frugal](#)



660 - **Improvise: Create a Dog "Crate"**

Dog kennels are a great way to keep a new puppy contained. Here's an inexpensive alternative to buying a crate for a puppy.

[Submitted by Frugal Fun for Boys](#)

661 - **DIY Treat Jar**

Add a special flare and create a fun container for your pet snacks.

[Submitted by Not Yet Invented](#)

662 - **DIY Leash Holder**

Even Fido needs to be organized! Everything has a place with this cute DIY leash holder.

[Submitted by Cherished Treasures](#)

663 - **DIY Doggy Slobber Backsplash**

Does your dog leave a wet mess every time he drinks water? This ingenious little tip might help minimize the mess.

[Submitted by 3 Under 3](#)

664 - **Dress Your Pet**

Your dog will rock the house with her own stylish scarf. This cute, easy tutorial is sure to be a hit with your pet.

[Submitted by Embellished Bayou](#)

665 - **Frugal Pet Toys**

Here's a great list of free or frugal pet toy ideas!

[Submitted by Free 2 B Frugal](#)

666 - **Kennel Train Your Dog**

Kennel training is a great option to house train a dog, but you need to establish a good routine and turn the crate into a safe place for your pet.

[Submitted by A Young Wife's Tale](#)

667 - **Calming a Scared Pet**

Some pets are terrified by loud sounds like fireworks or thunderstorms and can be destructive when they are afraid. This tip on creating a safe, calm place for your pet is a great idea.

[Submitted by Aspiring Mom 2 Three](#)



668 - Train Your Pet

Most cats and dogs are scared of loud noises. This blogger stumbled upon the perfect training tool. It just might work for you too!

[Submitted by Married to the Empire](#)

669 - Stop Dog Barking

A great way to get your dog to stop barking is with a simple spray of water from spray bottle. This harmless discipline trick will distract your pet.

[Submitted by A Young Wife's Tale](#)

670 - Try Doggie Daycare

Doggie daycare can give your dog a break and even a bit of discipline. This is a great option if you need a dog-sitter during the day.

[Submitted by A Young Wife's Tale](#)

671 - Entertaining Your Dog

When guests come to your house, sometimes your pet needs a distraction to stay put and not overwhelm your visitors. Buying them a soup bone is a great way to entertain them.

[Submitted by Saving and Giving](#)

672 - Catch Your Runaway Dog

This is a brilliant tip to stop your dog in his tracks if he's a runner. It involves a whistle and a few easy training steps!

[Submitted by Delighting in His Riches](#)

673 - Shed No More

This is a great video tutorial for your shedding pet that involves a vacuum.

[Submitted by Stop and Smell the Chocolates](#)

674 - Pet Odor Remover

Pet urine is hard to remove, but not impossible. This carpet cleaner comes highly recommended to get the odor out!

[Submitted by Our Thrifty Notebook](#)

675 - Remove Urine Smells from Carpet

Adding pets to a family can also add strange smells to your carpet. This family was able to remove cat urine from their new carpet with this 3-ingredient, homemade recipe. Try it out in a small, inconspicuous area first.

[Submitted by Feeding Four](#)



676 - Remove Skunk Smell

Skunks can leave a lasting impact on your pets (and the surrounding area). See what worked for this blogger when her dog was sprayed.

[Submitted by Big Binder](#)

677 - Rabbits Make Great Pets

Sometimes it's hard to find the right pet for your family. After reading these tips, perhaps you'll discover a rabbit is the right animal for your home.

[Submitted by Proverbs 31 Living](#)

678 - Attract Hummingbirds

Want hummingbirds in your yard? Make this quick, 3-ingredient recipe to fill your feeder.

[Submitted by Beauty for Ashes](#)

679 - First Aid and More

First aid tips for your pets and stinky litter box solutions are a click away.

[Submitted by Smellyann Strikes Again](#)

Recipes



“When you wake up in the morning, Pooh,” said Piglet at last,
“what’s the first thing you say to yourself?”
“What’s for breakfast?” said Pooh. “What do you say, Piglet?”
“I say, I wonder what’s going to happen exciting today?” said Piglet.
Pooh nodded thoughtfully. “It’s the same thing,” he said.
- A. A. Milne, *The House at Pooh Corner*





Creative Kitchen

When and why did you start blogging?

I started my food blog Creative Kitchen in August 2009 in order to connect with other food bloggers since we both share a mutual passion for food, cooking, and recipes.



How would you describe your blog's content and feel?

I try to keep my blog clean and uncluttered with a focus on cooking from scratch with fresh ingredients. I love mixing in pieces on my life such as travel, family life, and relating with other moms.

What's the best tip you've found from WFMW?

A recipe for real cheese dip in order to make a cheese dip similar to the one with Velveeta without using processed food.

How has being a part of WFMW changed your blogging experience?

Being a part of WFMW has led me to discovering new and interesting blogs.

680 - French Toast Fingers

These yummy french toast fingers are perfect for any meal with a dab of jelly in the middle. With a dash of vanilla and powdered sugar, they are perfect.

[Submitted by Alli 'N Sons](#)

681 - Sweet Baked Oatmeal with Cranberries

In a breakfast rut? This breakfast dish will feed several. It sounds lovely to wake up to cranberries and cinnamon cream.

[Submitted by Joyful Homemaking](#)

682 - Chicken Caesar Salad Wraps

This 3-ingredient meal makes the perfect, no-cook dinner.

[Submitted by A Full Heart](#)



683 - Red, White and Blue Muffins

Add a touch of festivity to your summer breakfast table with these delicious muffins.

[Submitted by Simply Sweet Home](#)

684 - Freezer Muffin Mixes

Make muffins ahead of time by freezing in bulk with this easy recipe. Add different fruits for variety.

[Submitted by Simplify, Live, Love](#)

685 - The Perfect Biscuit Recipe

Biscuits from scratch are delicious every time with this recipe.

[Submitted by Minimomist](#)

686 - Delicious Cheese Biscuits

Create knock-off Red Lobster® cheese biscuits from a store-bought biscuit mix with this great recipe.

[Submitted by Pocket Change Gourmet](#)

687 - Lemon Poppy Seed Bread

This easy-to-make bread is from a lemon cake mix and is sure to please! In less than 40 minutes from start to finish, you'll have delicious bread.

[Submitted by Many Little Blessings](#)

688 - Kid-Friendly Pizzaboos

These easy pizza bites are created with just a few inexpensive ingredients. They are quick to make and will be a hit with pizza-lovers in your house!

[Submitted by 16 Balls in the Air](#)

689 - Bagel Pizza Bites

This 5-ingredient (or less) meal is the perfect family lunch or dinner. Spread on pizza sauce and add toppings to bagels to create an easy meal.

[Submitted by While He Was Napping](#)

690 - Fresh Mex Flatbread Pizza

Mix it up with this delicious pizza alternative and its Tex-Mex flavor. It's easy to make and a crowd-pleaser.

[Submitted by Creative Kitchen](#)



691 - Mexican Rice Meal

This one dish dinner looks great. Add black beans, taco seasoning, corn, and chicken broth to rice to create a delicious meal.

[Submitted by Chocolate Moments](#)

692 - Pasta Your Way

Do you need to make dinner in a pinch? Use what you have with this quick and nutritious recipe.

[Submitted by Whole New Mom](#)

693 - Homemade Pasta

All you need are eggs, flour, and some salt and pepper to whip up some fresh pasta. You can follow this guide whether you have a pasta roller and cutter or not.

[Submitted by Finding Joy in My Kitchen](#)

694 - Wonton and Mushroom Soup

This soup with homemade wontons is the perfect Chinese soup. It takes just 20 minutes to make and the wonton tutorial is helpful.

[Submitted by Pocket Change Gourmet](#)

695 - Cream of Chicken Soup Alternative

Want a whole food alternative to the canned soup version? Try this cream of chicken recipe that uses cream, real chicken pieces, and arrowroot powder, making it gluten- and yeast-free.

[Submitted by Whole Intentions](#)

696 - Homemade Chicken Noodles

There's nothing quite like old fashioned chicken and noodles to hit the spot! This easy recipe looks delicious.

[Submitted by Pocket Change Gourmet](#)

697 - Easy Chicken & Dumplings

This simple 7-ingredient dish looks divine! It takes less than 30 minutes to make is perfect any time of the year.

[Submitted by Pensieve](#)

698 - Baked Chicken Nuggets

Everyone is sure to gobble up these healthy and delicious chicken nuggets. They are dairy- and egg-free with a gluten-free option.

[Submitted by Whole New Mom](#)



699 - Pineapple Pork Chops

This sweet and savory meal is a winner! It produces very tender pork chops.

[Submitted by Moneywise Moms](#)

700 - Minute Steaks with Mushrooms

This quick and easy meal is a great option for gluten free diets.

[Submitted by Modern Gal](#)

701 - Kid-Friendly Pepperoni Waffles

Even the pickiest kids won't be able to resist these dip-friendly waffles for dinner.

[Submitted by Alli 'n Sons](#)

702 - Pumpkin Spice Cookies

These cookies only require chocolate chips, a spice cake mix, and a can of pumpkin puree. They are perfect when you need a quick-and-easy dessert.

[Submitted by Mostly Food and Crafts](#)

703 - Red Velvet Cookies

Here's another spin on red velvet cake. Make your own red velvet cookies from scratch or with a cake mix, then dip them in a wonderful white chocolate coating.

[Submitted by Alli 'n Sons](#)

704 - Brownie and Cream Sandwich Cookies

These cream-filled cookies look amazing! They are a simple variation of a cake mix and are easy to make.

[Submitted by Saving 4 Six](#)

705 - Flourless Chocolate Brownie Cookies

These chocolate cookies are easy to make and they taste divine. This is a great option for those looking for flourless desserts.

[Submitted by Creative Kitchen](#)

706 - Chocolate Cake in 5 Minutes

This microwave cake is the perfect treat when you're in a hurry and crave something sweet.

[Submitted by Thrifty Recipes](#)



Photo by [Carrie of Saving 4 Six](#)



707 - Sweet Peachy Cobbler

This cake mix cobbler is quick-to-make and looks wonderful.

[Submitted by While He Was Napping](#)

708 - Pumpkin Pie Pudding

This fall (or anytime) dessert is a light treat that is sure to please.

[Submitted by Blessed Beyond a Doubt](#)

709 - Easy Patriotic Trifle

With just 5 ingredients, this delicious dessert will please any crowd. It's colorful in a trifle bowl and easy to make.

[Submitted by My Blessed Life](#)

710 - Peanuttty Chocolate Puffs

These chocolate peanut butter cookies are sure to be a hit! You won't believe how easy they are to make with just 4 ingredients and a few minutes of your time.

[Submitted by Saving 4 Six](#)

711 - Chocolate Truffles

Homemade truffles are easier than you think. This recipe uses equal parts cream and quality bittersweet chocolate, plus a roll in cocoa powder to finish them off.

[Submitted by Bitterroot Mama](#)

712 - Homemade Nutella®

Yes, you read that right! Create your own chocolate obsession by following this delicious recipe and easy steps.

[Submitted by Alli 'n Sons](#)

713 - Chocolate Syrup

Forget the bottle. If you have sugar, water, cocoa powder, a dash of salt, and about 10 minutes, you have the makings of your own chocolate syrup.

[Submitted by The Train to Crazy](#)

714 - Edible Play Dough

Your kids will love this fun food! It's easy to make with just 3 ingredients. Make, mold, and enjoy it.

[Submitted by Joyful Homemaking](#)



715 - Powdered Egg Replacement

If you want a great baking substitute for eggs, check out this 4-ingredient mix using potato starch, tapioca starch, baking powder, and baking soda. You can make the full recipe or scale it back to test it out.

[Submitted by Whole New Mom](#)

716 - Pumpkin Pie Spice

This perfect fall spice blend is made with cinnamon, ginger, nutmeg, and cloves. Buying the individual spices from bulk bins can save you money.

[Submitted by Whole New Mom](#)

717 - Homemade Powdered Sugar (or Substitute)

Use regular granulated sugar or one of these healthier sweetener alternatives to make your own powdered sugar.

[Submitted by Whole New Mom](#)

718 - Homemade Butter

Turn heavy cream into butter (and buttermilk) in less than half an hour with a food processor and this recipe. Once you've mastered the basics, try some of these variations, like adding honey or cinnamon sugar.

[Submitted by Getting Freedom from Debt](#)

719 - Spreadable Butter

This soft and creamy butter blend whips up quickly and is great to spread on toast. Plus, it uses just butter, oil, and buttermilk.

[Submitted by The Prairie Cottage](#)

720 - Mayonnaise

Make this creamy mayonnaise recipe with your food processor. The trick to making this emulsion is to use quality oil and add it slowly.

[Submitted by The Local Cook](#)

721 - Homemade Brown Sugar

Brown sugar is just molasses added to white sugar. This blogger recommends mixing up a batch with a stand mixer.

[Submitted by Loving My Domestic Life](#)

722 - Homemade Ketchup

If you want to steer clear of HFCS, try this ketchup recipe made with tomato paste and sweetened with brown sugar and molasses. Plan ahead, as it takes about an hour to simmer.

[Submitted by The Simple Homemaker](#)



723 - Homemade Ranch Dressing

This blogger recommends using plain, old orange juice as a salad dressing or whipping up a batch of this homemade ranch mix. When you're ready to use it, just mix in mayonnaise and buttermilk or sour cream.

[Submitted by Heavenly Homemakers](#)

724 - Evaporated and Sweetened Condensed Milk Recipes

Did you know that in a pinch you can turn dry milk into both evaporated milk and sweetened condensed milk? These 2 simple recipes can help you save money and eliminate extra trash by cutting out the cans.

[Submitted by Getting Freedom from Debt](#)

725 - Homemade Syrup

This quick syrup uses only 5 ingredients: brown sugar, sugar, water, corn syrup, and vanilla extract. It can be prepared ahead of time and stored in the fridge.

[Submitted by Mom on a Mission](#)

726 - Homemade Vanilla Extract

Plan ahead to make this extract with just vanilla beans and vodka. See post for the cute glass bottles and suggested ingredient ratio.

[Submitted by Bake at 350](#)

727 - Homemade Tartar Sauce

Mix equal parts mayonnaise and pickle relish. Allow the flavors to meld before serving.

[Submitted by The Cardamom's Pod](#)

728 - Taco Seasoning

Replace a store-bought packet with this easy and frugal recipe. (NOTE: I add 1/2 c. water to my meat when I add the spices. - Jennifer De Groot)

[Submitted by The Humbled Homemaker](#)

729 - Fun Food for Kids

CrocDogs with green noodles, doughnuts and chips, and edible play dough will tickle your kids' tongues!

[Submitted by Of Such is the Kingdom](#)

730 - 10 Quick Family Meals

Do you ever get in a dinner rut? This list of 10 quick and easy meals might help break up your dinner routine.

[Submitted by Holy Spirit-Led Homeschooling](#)



731 - Free Fall E-Cookbooks

Are you taking advantage of all of the free e-cookbooks available? Download some of these selections for a table full of comfort food.

[Submitted by Are We There Yet?](#)

732 - Knock-Off Restaurant Meals

If you're craving restaurant meals without leaving your own home, try this idea. Search online for copycat recipes or use these resource links.

[Submitted by A Busy Mom of Two](#)

Tech/Computers



"The perfect computer has been developed.
You just feed in your problems and they never come out again."
-Al Goodman





Hoosier Homemade

When and why did you start blogging?

I have always loved to cook, bake, and decorate and wanted to share my passion with other women to help them become heroes to their families.

How would you describe your blog's content and feel?

While I love looking at all the fancy desserts, most women don't have time to spend all day cooking and baking. I love sharing easy recipes that look impressive.

What's the best tip you've found from WFMW?

There have been so many, I can't remember them all. I love the organizing tips though.

How has being a part of WFMW changed your blogging experience?

I love reading all the great tips. Every blogger has something great to share.



733 - Virtual Assistant

Have you ever considered working as a Virtual Assistant? Here is an inside look at one mom's experience.

[Submitted by Mom's Plans](#)

734 - Earning Cash on the Web

This is an excellent post on 10+ ways to earn money on the Internet from writing to taking surveys.

[Submitted by Milehimama](#)

735 - Get Rid of Your Junk

Have unwanted stuff around the house? Here are some tips for using Craigslist to help you get rid of those things you no longer want or need.

[Submitted by The Family CEO](#)



736 - Document Sharing

Scribd is a document-sharing website and social networking site. It can be a great way to save and share your documents.

[Submitted by Happily Managing a Household of Boys](#)

737 - Host a Twitter Party

Cyber parties are fun and need to be fast-paced. Here are some tips for hosting a successful Twitter Party.

[Submitted by Blogelina](#)

738 - Monitoring Screen Time

Kids love to spend time watching TV and playing on the computer. Here is a great way to monitor their screen time each day.

[Submitted by Today's Housewife](#)

739 - Using Technology to Teach Homemaking

Technology has the potential to be a time waster, but it doesn't have to be that way. From apps to tutorials, this post has lots of ideas to use technology to help teach homemaking.

[Submitted by Homegrown Mom](#)

740 - Free Online Piano Lessons

Is your child interested in piano lessons, but they just aren't in the budget? Here is a free series of beginning piano lessons available online.

[Submitted by PJs All Day](#)

741 - Cleaning Your Computer Screen

Computer screens are delicate and require special care. Here are some things you should and should not do to your LCD screen.

[Submitted by Simple Catholic Living](#)

742 - Clean Your Keyboard

Does your computer keyboard act as a crumb magnet? Try cleaning it out with a sticky note.

[Submitted by Momedu](#)

743 - Corraling Computer Cords

Are all of those cords out of control? Check out this tip for keeping cords neat and organized.

[Submitted by The Merry Magpie Vintage](#)



744 - Spring Clean Your Online Life

Getting some spring cleaning done always feels good! This post talks about cleaning up your online life; tackle your email, Facebook, Twitter and your blog reader.

[Submitted by Today's Housewife](#)

745 - Organizing Digital Clutter

Your email inbox can quickly get out of control if not managed well. This post is full of helpful tips for handling your email inbox and dealing with other digital clutter as well.

[Submitted by Lady Anne](#)

746 - Computer to TV Hookup Tutorial

This pictorial how-to is a great guide to help you navigate hooking up a computer to a television.

[Submitted by Mandy at Home](#)

747 - iPhone Troubleshooting

Has your lock button quit working, but it's not time for a new phone? Here is handy iPhone tip to remedy the problem.

[Submitted by Permission to Peruse](#)

748 - The Archives

If you can't find a defunct webpage, check out <http://www.archive.org> to see if it's available there. Set your blog's preferences as well.

[Submitted by Titus 2 Homemaker](#)

Time Management



After waiting more than an hour and a half for her date, a young lady decided she had been stood up. She changed from her dinner dress into pajamas and slippers, fixed some popcorn, and resigned herself to an evening of TV. No sooner had she flopped down in front of the TV than her doorbell rang. There stood her date. He took one look at her and gasped, "I'm two hours late ... and you're still not ready?"





Overcoming Busy, Marci

When and why did you start blogging?

I started blogging in 2009 as a way to collect my thoughts about getting the busy out of life and to share that idea with others.

How would you describe your blog's content and feel?

Overcoming Busy is a place to find the resources and inspiration to get the busyness out of life and focus on what really matters.

What's the best tip you've found from WFMW?

Just one?? Because of WFMW, I now clean my dishwasher regularly, make laundry soap and can't buy any accessory because I'm sure I can make it!

How has being a part of WFMW changed your blogging experience?

WFMW reminds me to post blog content that is actually useful to others.



749 - Start Your Day Right

Start your mornings with a good attitude. Think of your to-do list items as "adventures" instead of "musts."

[Submitted by The Legacy of Home](#)

750 - Establishing Household Routines

Getting your life in order is made simpler by establishing regular routines. The ideas and organization in this post will inspire you!

[Submitted by Moneywise Moms](#)

751 - Developing a Routine

Keeping a routine simple and visible helps keep you on track. Here is one mom's simple AM and PM routine.

[Submitted by A Purpose Driven Home](#)

752 - Index Cards

Use index cards to help create a schedule. Here is a great way to jot down things to do in the morning and the afternoon and for each day of the week as well.

[Submitted by All Rolled Into One](#)



753 - Use Your Time Wisely

Following a routine can help make a difference in your day. Here are a few tips for using time wisely.

[Submitted by A Purpose Driven Home](#)

754 - Roles & Responsibilities

Are you always feeling behind? Take a look at all your roles and the responsibilities that go with them, then prioritize them.

[Submitted by The Little Pink House](#)

755 - 10 Ways to Find Balance

Juggling a busy schedule is no easy task! Here you will find 10 tips to help you manage.

[Submitted by miskellany](#)

756 - Saving Time, Money, and Sanity

Looking for tips to make life easier? This post has several ideas that will help you save time, money, and sanity.

[Submitted by This Treasured Life](#)

757 - Timesavers

When life is full, it is good to save time whenever you can. Here are one mom's top 3 timesaving tips.

[Submitted by Getting Through the Day](#)

758 - 10 Timesaving Tips

Life as wife and mom can be busy! Here are ten tips to help you save time, like consolidating shopping trips.

[Submitted by Long Wait for Isabella](#)

759 - Time Management for Stay-at-Home Moms

It isn't always easy, but sometimes moms need to say "no" to things. Here are a few tips for the stay-at-home mom.

[Submitted by My Mothermode](#)

760 - More Time Management Tips for Stay-at-Home Moms

The days can often be crazy for parents! Here you'll find 3 helpful tips for managing your time well.

[Submitted by My Mothermode](#)



761 - Time Management for Busy Moms

Moms just can't do it ALL! It is important to recognize what things you need to focus on and what things you need to let go. Here is an encouraging post about allowing God to prune your life.

[Submitted by Holy Spirit-Led Homeschooling](#)

762 - Take a Weekly Retreat

Do you ever feel like your week is running you instead of you running it? These tips will help you manage your time in the manner of a regular personal retreat.

[Submitted by Inspired to Action](#)

763 - Prepare for the Week

Take a little time on Sunday evenings to make your week run a bit smoother. Check out these ideas, from planning outfits to meals.

[Submitted by Wonder Woman I'm Not](#)

764 - How to Get More Hours in the Day

It isn't possible to add more time your day, but here are some great tips to help you get more done in the time you have.

[Submitted by To Love, Honor and Vacuum](#)

765 - Stop Procrastinating Day

Do you have an appointment you've put off scheduling or some paperwork just isn't getting done? Declare a "Stop Procrastinating Day." I'm sure you will be pleased with the results!

[Submitted by Proverbs 31 Living](#)

766 - Avoiding Tech Traps

It can be difficult to find time for everything you want to do. Being careful with your computer, phone and TV time can help you find more minutes for your day.

[Submitted by My Mothermode](#)

767 - Simple Housecleaning & Chore Chart Printable

Tackle housework in baby steps; follow a simple schedule and do a little each day. Here's a printable chart to help with your plan.

[Submitted by Overcoming Busy](#)

768 - How to Make a Menu Plan

A menu plan is a valuable tool. Here are some great tips to help you with menu planning.

[Submitted by The 6 Bennetts](#)



769 - Save Time in the Kitchen

Simple and practical! Here is a great tip about how having extra measuring cups and spoons on hand can save you time in the kitchen.

[Submitted by Whole New Mom](#)

770 - Timesaving Kitchen Tips

A handful of fabulous tips from serving to measuring that are sure to save you time in the kitchen.

[Submitted by Pocket Change Gourmet](#)

771 - Cook Once, Eat 10 Times

This fantastic idea helps organize meals, produce kitchen efficiency, and saves time.

[Submitted by Moneywise Moms](#)

772 - Loop Meals

When you have a meal plan, use it to your advantage. Cook extra food (i.e. rice for two meals instead of one) that you can use later in the week. See the post for a few ideas.

[Submitted by Mom's Frugal](#)

773 - Cook in Bulk

Want to spend less time in the kitchen? Read how a mom of a large family only has to cook 3 to 4 times for a week's worth of lunches and dinners by cooking in bulk and utilizing her freezer.

[Submitted by Holy Spirit-Led Homeschooling](#)

774 - Create a Clothing Plan

Here's a tip that will be sure to help streamline your morning routine. Establishing a clothing plan for the week will help your mornings run smoothly.

[Submitted by The Bug's Life](#)

775 - Laundry Sorting

Laundry is a big chore! Here is one mom's method for sorting laundry that can be a real timesaver.

[Submitted by Parenting Miracles](#)

Travel



"One's destination is never a place,
but a new way of seeing things."
- Henry Miller






The Earthling's Handbook, Becca

When and why did you start blogging?

My partner and I started our website in 1997 because we thought the web was a great way to reach people with advice about, basically, what works for us. I started using blog software in 2007 because it makes it so much easier to publish my writing. I love being able to link to other things on the web instead of having to explain every detail of everything myself!



How would you describe your blog's content and feel?

It is a handbook for people living on Earth, wherever their origins may be. It helps you find the fun things to do, good things to eat, and ways to use Earth's plentiful resources wisely; learn about Earth culture, logic, and home management; and maybe even raise a child on Earth. Over time I have put more of my own personality into the site and added some humor, but it's still mostly about very practical topics.

What's the best tip you've found from WFMW?

More than any specific tip, I've appreciated two general feelings I get from WFMW posts. One is that there really are creative solutions to most of life's difficulties. The other is that I am not alone in feeling that life as a mother and a 21st-century woman is complex and can be overwhelming. What works for someone else may work for me, too, to solve a problem that's overwhelming me.

How has being a part of WFMW changed your blogging experience?

It has motivated me to write something new almost every Wednesday for years now! It also nudged me into opening my blog to comments, which I had resisted because we started our site before commenting was an option and also because I had seen horrible arguments in the comments on my cousin's blog--but I saw WFMW participants being friendly and kind to one another in comments, so I decided to give it a chance, and I've only very rarely gotten hurtful comments. It kind of renewed my faith in online humanity!

776 - Master Packing Checklist

Create an electronic packing checklist for your family and customize it to each trip or outing. See this mom's master checklist for ideas.

[Submitted by Krisi's Kreations](#)



777 - Universal Packing List

Need a jumpstart on what to pack? Bookmark this link to create a personalized list.

[Submitted by The Diaper Diaries](#)

778 - Basket Packing Tip

If you're traveling by car, see if using laundry baskets instead of suitcases can work for you. See how this mom packs and stacks them.

[Submitted by Sunrise to Sunset](#)

779 - Packing Outfits

Use this great idea to keep outfits together. Pack a full day's attire in a plastic zippered bag and label with the proper day.

[Submitted by Girls to Grow](#)

780 - Packing for Camp

Save room in your child's luggage by packing versatile products, like a 3-in-1 shampoo. Check out 2 other packing ideas, including another way to keep outfits together.

[Submitted by MarytheKaytheBlog](#)

781 - Don't Forget To Pack This!

Never run out of outlet space. Bring a power strip with you everywhere you go.

[Submitted by Taste and See God's Goodness](#)

782 - Packing for Laundry

Don't forget to prepare for encounters with coin-operated washing machines on the road. Bring laundry soap, a stash of quarters, and this travel-friendly laundry basket.

[Submitted by MarytheKaytheBlog](#)

783 - Divide and Be Clothed

Avoid that sinking feeling you get when your checked bag doesn't arrive with you. This great idea has you divvying up clothes among the suitcases on your trip.

[Submitted by Taste and See God's Goodness](#)

784 - Packing for Overseas

Long plane rides overseas can be taxing! You don't want to bring too much, but you don't want to forget things you might not be able to get at your destination. Don't forget to bring this list of items, such as eye drops, along with you.

[Submitted by The Local Cook](#)



785 - Vacation Prep

Stay organized with these 5 tips. One idea: If you're going to be walking a lot, break in your shoes before the trip and pack extra shoelaces.

[Submitted by Taste and See God's Goodness](#)

786 - Post-Travel Prep

No one likes to come back to a disorganized home. Do these 3 ideas before you leave, which include making provisions for an easy meal to eat upon your return.

[Submitted by Saving and Giving](#)

787 - Road Trip Fun

Going on road trips with kids can be great--or leave you asking "Are we there yet?" Check out this long list of fun ideas to try in the car, with everything from audio books to zippered bags full of snacks.

[Submitted by We are THAT family](#)

788 - Road Trips

This low media family enjoys car rides without too many distractions from the scenery. See how their night travel strategy helps keep their kids happier.

[Submitted by Celebrating Family](#)

789 - Toddler Road Trip Fun

Try out some of these 25+ car activities for little ones. Most of them, including the no-sew busy books, can be played with on a small tray.

[Submitted by While He Was Napping](#)

790 - Big Family Car Travel

What's the key to traveling with lots of kids? Pare down what they can bring and have them help. Check out this fabulous idea for setting up a Conversation Station.

[Submitted by Holy Spirit-Led Homeschooling](#)

791 - More Big Family Car Travel

Don't be afraid to have older kids pack for themselves (with a packing list). These 4 ideas can help keep your family's car travels smooth.

[Submitted by Tolivers to Texas](#)

792 - Plane Travel with Children

Traveling the friendly skies and not-so-friendly airports? Consider these time-tested tips for families, like wearing shoes that everyone can get in and out of quickly.

[Submitted by Proverbs 31 Living](#)



793 - Public Transit

When planning your trip, don't forget to consider public modes of transportation. See these traveling pointers and a list of public transit advantages, like being able to spend more time together as a family.

[Submitted by The Earthling's Handbook](#)

794 - Cheaper Airline Travel

Did you know you can sometimes save money by flying into an airport neighboring a large hub? This post has lots of helpful links and over 20 ideas to save you money on airfare.

[Submitted by Wealth Informatic\\$](#)

795 - Best Time to Purchase Airline Tickets

Do you know the best time to purchase the cheapest airline tickets? It's Tuesdays at 3:00 p.m. Eastern time.

[Submitted by We are THAT family](#)

796 - Use Twitter to Plan Your Trip

Want to get a little local flavor before you take your next trip? Follow some local hot spots by Twitter to receive discounts and insider information.

[Submitted by Mom's Travel Tales](#)

797 - Thrifty Vacation Tips

Forget something from home? Shopping at local thrift stores can save you a ton of money (and space, if you donate it back before you leave). Read through the other 6 tips in this money-saving guide.

[Submitted by Frugally Blonde](#)

798 - Kitchen Tools for Extended Stay Hotels

Love the idea of an extended stay hotel, but not the contents of the kitchen drawers? Consider packing some of these tools, like a colander or extra dish towels and rags. (See the comments for even more ideas.)

[Submitted by A Young Wife's Tale](#)

799 - Vacation Freezer Food

Although it's fun to try local fare, bringing your own food on a trip can be cheaper and healthier than eating every meal out. Check out some of these great freezer meals you can prepare ahead of time and pack in your cooler for your next trip.

[Submitted by Mom on a Mission](#)



800 - Beach Sand Removal

Bringing home a little too much of the beach with you? Try sprinkling baby powder on your skin after you clean off the sand.

[Submitted by I Love My 5 Kids](#)

801 - Take a Staycation

Explore your hometown with a staycation. Visit local attractions and turn your home into a hotel with these ideas, like stocking your own mini-bar in the fridge and folding towels into works of origami.

[Submitted by Are We There Yet?](#)

802 - Friendly Vacations

Trips with even the best of friends can end up sour if you're not on the same page with activities or finances. Check out this helpful post before you agree to a multi-family outing.

[Submitted by Wonder Woman I'm Not](#)

803 - Postcard Souvenirs

Help kids remember their journey with this easy souvenir idea. Let them write favorite trip memories on the back of postcards. See this post for an easy way to keep them together.

[Submitted by Girls in White Dresses](#)

804 - Travel Medical Insurance

Does your medical insurance cover you when you're out of the country? This post discusses different types of insurance and is a great reminder for international travelers.

[Submitted by Carrie's Caprice](#)

805 - Theme Park Tips

If you're headed to a theme park, see these family travel pointers. Here's one tip: Try visiting the park later in the day for cooler temperatures and shorter lines.

[Submitted by Pragmatic Compendium](#)

806 - Theme Park Savings

Never pay full price to get into a theme park! This post helps you plan ahead to save on admission and enjoy your experience.

[Submitted by Money 4 This Not 4 That](#)

807 - Tracking Lost Children

Before heading off to an amusement park (or anywhere your group can get separated), take a picture of everyone with your phone or digital camera. You'll have an instant way to show what your kids look like and what they're wearing if they do get lost.

[Submitted by familymgrkendra](#)

Mercy House



[Mercy House](#) is a non-profit ministry that empowers a maternity home in Kenya, Africa. The home offers a safe refuge for pregnant girls living in extreme poverty. This organization began and is supported almost entirely through social media avenues.

Vision: The Mercy House exists to provide alternative options for pregnant girls living in the streets of Kenya. The Mercy House will aid them in nutrition, housing, prenatal care, Bible study, counseling, and job skills for sustainable living.

Seven girls and their new babies now live at the maternity home and plans are underway to begin community outreach to single moms living in the slums.

A portion of the profit from your purchase will benefit the [Mercy House](#).

You can read the story as it continues to unfold at

[Mercy House Blog](#)

[Shop Mercy](#)

[Facebook](#)

[Twitter](#)